



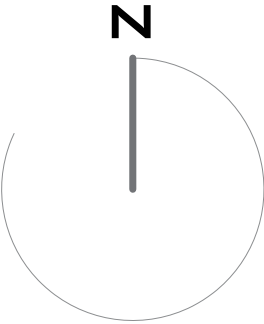
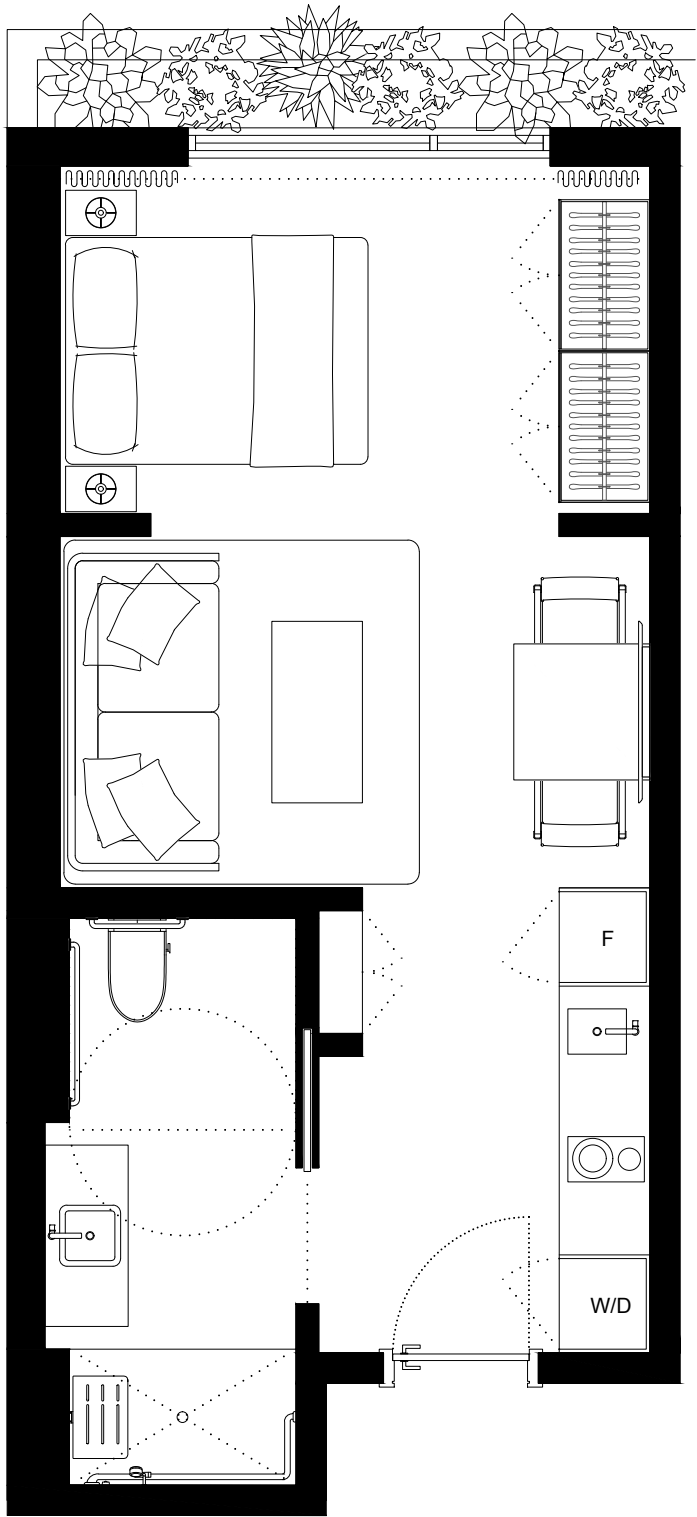
UNIT 301

STUDIO

INTERIOR420sqft/39m2

EXTERIORNO TERRACE

TOTAL420sqft/39m2



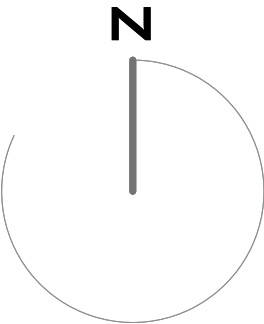
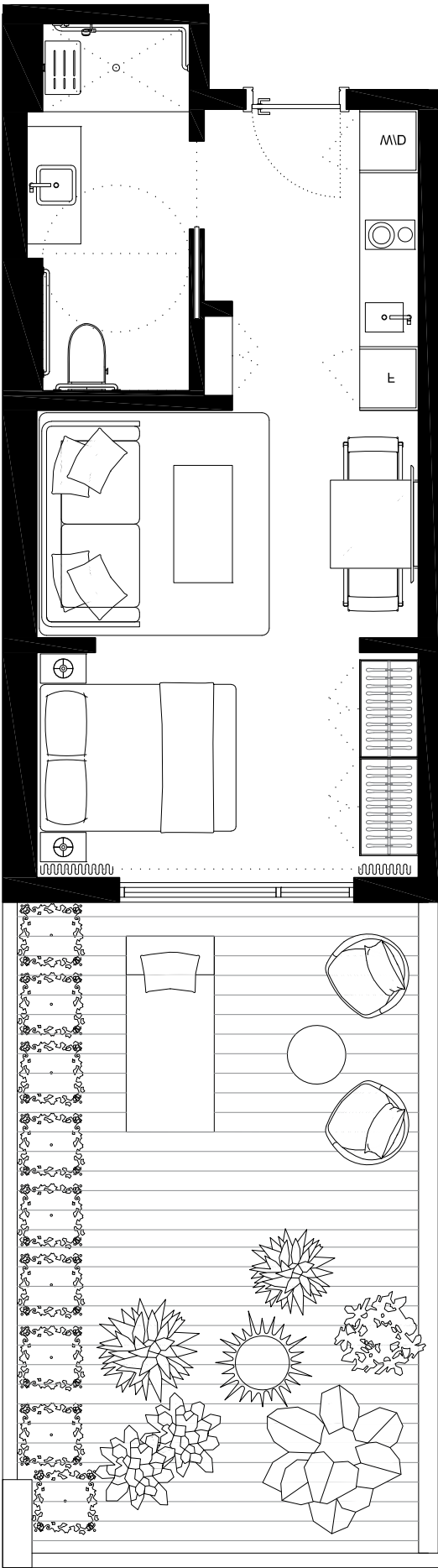
301	303	305	307		309	311	313	315	317	319	321	323	325	327	329		331	333	335	337
302	304	306	308	310	312				318		320	322	324	326	328	330	332	334	336	

These drawings are conceptual only and are for the convenience of reference. They should not be relied upon as representations, express or implied, of the final detail of the residences. Units shown are examples of unit types and may not depict actual units. Stated square footages are ranges for a particular unit type and are measured to the exterior boundaries of the exterior walls and the centerline of interior demising walls and in fact vary from the area that would be determined by using the description and definition of the unit set forth in the declaration (which generally only includes the interior airspace between the perimeter walls and excludes interior structural components). Note that measurements of rooms set forth on this floorplan are generally taken at the greatest points of each given room (as if the room were a perfect rectangle), without regards for any cutouts. Accordingly, the area of the actual room will typically be smaller than the product obtained by multiplying the stated length times width. All dimensions are approximate and may vary with actual construction, and all floor plans and development plans are subject to change.

UNIT 302

STUDIO

INTERIOR	420sqft/39m2
EXTERIOR	323sqft/30m2
TOTAL	743sqft/69m2



301	303	305	307		309	311	313	315	317	319	321	323	325	327	329		331	333	335	337
302	304	306	308	310	312				318		320	322	324	326	328	330	332	334	336	

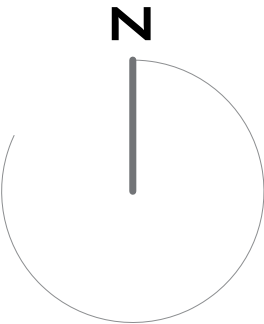
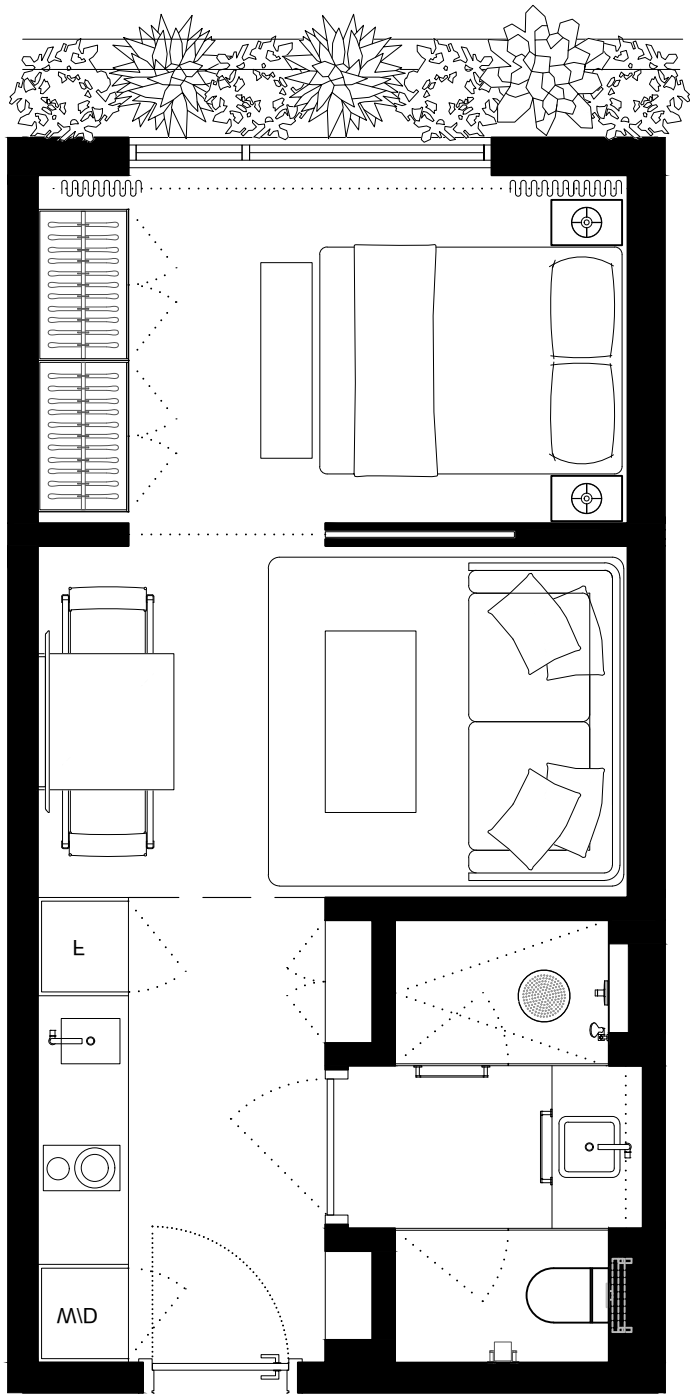
These drawings are conceptual only and are for the convenience of reference. They should not be relied upon as representations, express or implied, of the final detail of the residences. Units shown are examples of unit types and may not depict actual units. Stated square footages are ranges for a particular unit type and are measured to the exterior boundaries of the exterior walls and the centerline of interior demising walls and in fact vary from the area that would be determined by using the description and definition of the unit set forth in the declaration (which generally only includes the interior airspace between the perimeter walls and excludes interior structural components). Note that measurements of rooms set forth on this floorplan are generally taken at the greatest points of each given room (as if the room were a perfect rectangle), without regards for any cutouts. Accordingly, the area of the actual room will typically be smaller than the product obtained by multiplying the stated length times width. All dimensions are approximate and may vary with actual construction, and all floor plans and development plans are subject to change.



UNIT 303

STUDIO

INTERIOR 387sqft/36m2
EXTERIOR NO TERRACE
TOTAL 387sqft/36m2



301	303	305	307		309	311	313	315	317	319	321	323	325	327	329		331	333	335	337
302	304	306	308	310	312			318		320	322	324	326	328	330	332	334	336		

These drawings are conceptual only and are for the convenience of reference. They should not be relied upon as representations, express or implied, of the final detail of the residences. Units shown are examples of unit types and may not depict actual units. Stated square footages are ranges for a particular unit type and are measured to the exterior boundaries of the exterior walls and the centerline of interior demising walls and in fact vary from the area that would be determined by using the description and definition of the unit set forth in the declaration (which generally only includes the interior airspace between the perimeter walls and excludes interior structural components). Note that measurements of rooms set forth on this floorplan are generally taken at the greatest points of each given room (as if the room were a perfect rectangle), without regards for any cutouts. Accordingly, the area of the actual room will typically be smaller than the product obtained by multiplying the stated length times width. All dimensions are approximate and may vary with actual construction, and all floor plans and development plans are subject to change.



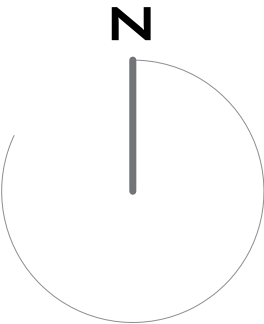
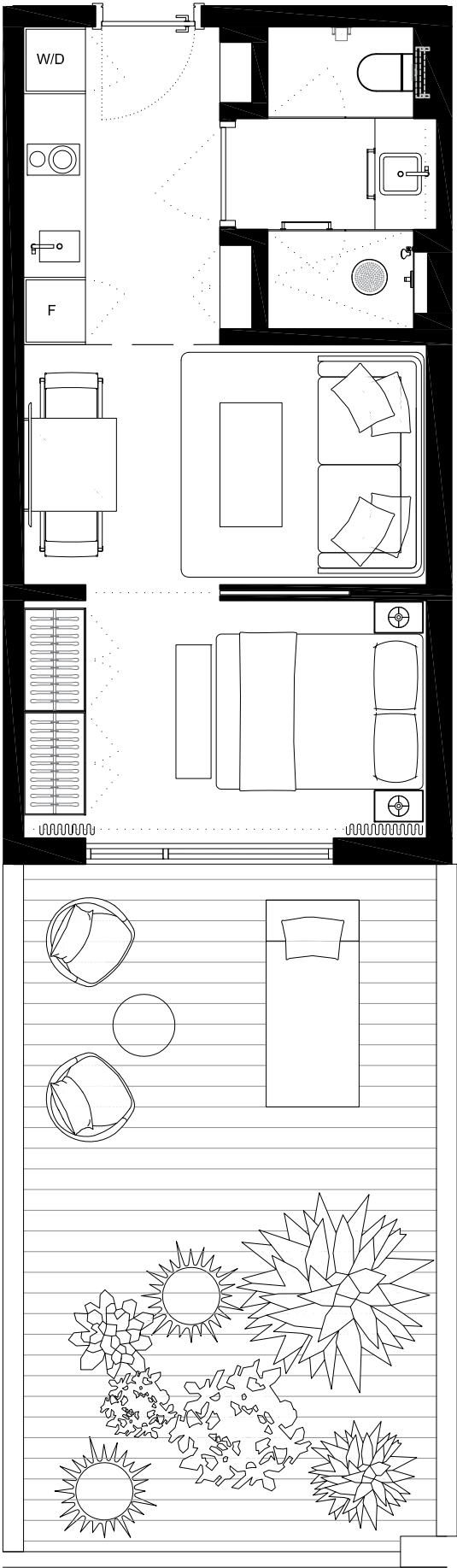
UNIT 304

STUDIO

INTERIOR387sqft/36m2

EXTERIOR317sqft/29,5m2

TOTAL704sqft/65,5m2



301	303	305	307		309	311	313	315	317	319	321	323	325	327	329		331	333	335	337
302	304	306	308	310	312			318		320	322	324	326	328	330	332	334	336		

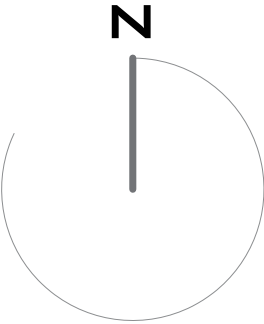
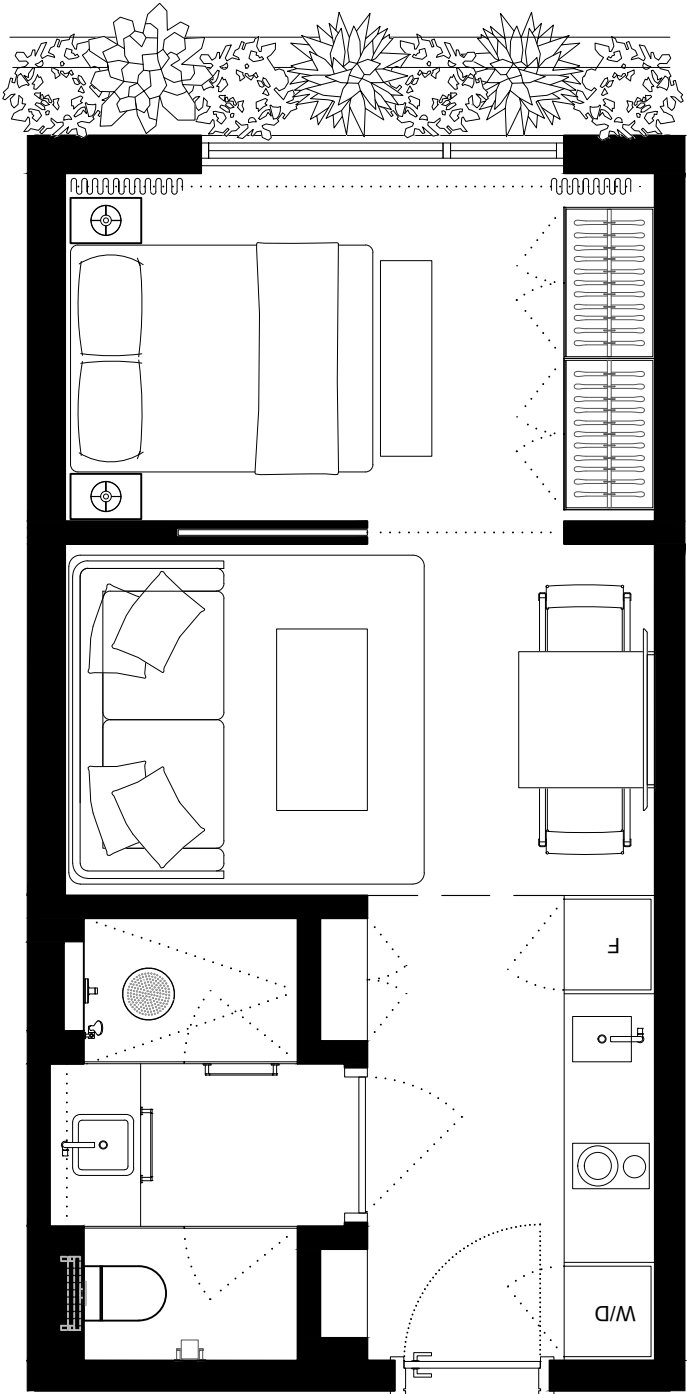
These drawings are conceptual only and are for the convenience of reference. They should not be relied upon as representations, express or implied, of the final detail of the residences. Units shown are examples of unit types and may not depict actual units. Stated square footages are ranges for a particular unit type and are measured to the exterior boundaries of the exterior walls and the centerline of interior demising walls and in fact vary from the area that would be determined by using the description and definition of the unit set forth in the declaration (which generally only includes the interior airspace between the perimeter walls and excludes interior structural components). Note that measurements of rooms set forth on this floorplan are generally taken at the greatest points of each given room (as if the room were a perfect rectangle), without regards for any cutouts. Accordingly, the area of the actual room will typically be smaller than the product obtained by multiplying the stated length times width. All dimensions are approximate and may vary with actual construction, and all floor plans and development plans are subject to change.



UNIT 305

STUDIO

INTERIOR 387sqft/36m2
EXTERIOR NO TERRACE
TOTAL 387sqft/36m2



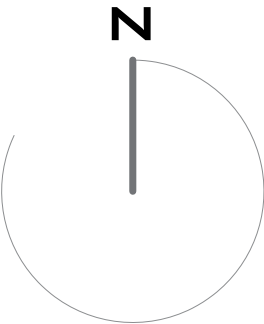
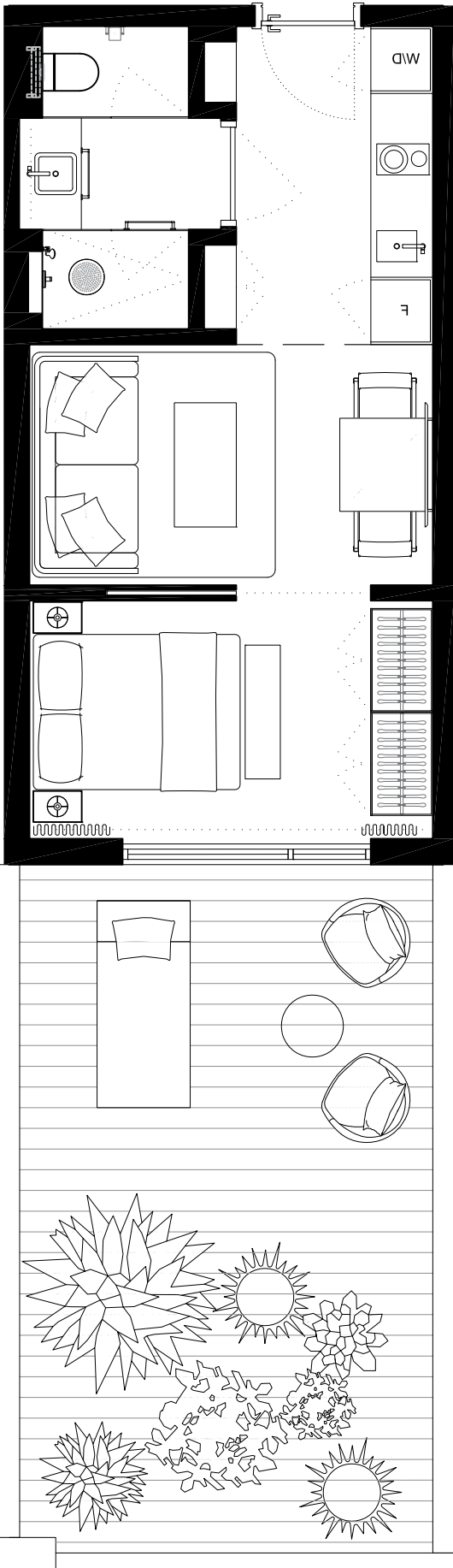
301	303	305	307		309	311	313	315	317	319	321	323	325	327	329		331	333	335	337
302	304	306	308	310	312			318		320	322	324	326	328	330	332	334	336		

These drawings are conceptual only and are for the convenience of reference. They should not be relied upon as representations, express or implied, of the final detail of the residences. Units shown are examples of unit types and may not depict actual units. Stated square footages are ranges for a particular unit type and are measured to the exterior boundaries of the exterior walls and the centerline of interior demising walls and in fact vary from the area that would be determined by using the description and definition of the unit set forth in the declaration (which generally only includes the interior airspace between the perimeter walls and excludes interior structural components). Note that measurements of rooms set forth on this floorplan are generally taken at the greatest points of each given room (as if the room were a perfect rectangle), without regards for any cutouts. Accordingly, the area of the actual room will typically be smaller than the product obtained by multiplying the stated length times width. All dimensions are approximate and may vary with actual construction, and all floor plans and development plans are subject to change.



UNIT 306
STUDIO

INTERIOR 387sqft/36m2
EXTERIOR 317sqft/29,5m2
TOTAL 704sqft/65,5m2



301	303	305	307		309	311	313	315	317	319	321	323	325	327	329		331	333	335	337
302	304	306	308	310	312				318		320	322	324	326	328	330	332	334	336	

These drawings are conceptual only and are for the convenience of reference. They should not be relied upon as representations, express or implied, of the final detail of the residences. Units shown are examples of unit types and may not depict actual units. Stated square footages are ranges for a particular unit type and are measured to the exterior boundaries of the exterior walls and the centerline of interior demising walls and in fact vary from the area that would be determined by using the description and definition of the unit set forth in the declaration (which generally only includes the interior airspace between the perimeter walls and excludes interior structural components). Note that measurements of rooms set forth on this floorplan are generally taken at the greatest points of each given room (as if the room were a perfect rectangle), without regards for any cutouts. Accordingly, the area of the actual room will typically be smaller than the product obtained by multiplying the stated length times width. All dimensions are approximate and may vary with actual construction, and all floor plans and development plans are subject to change.



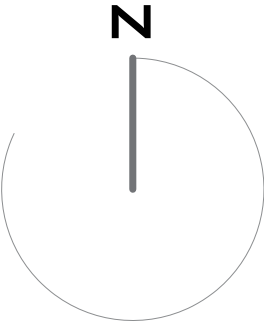
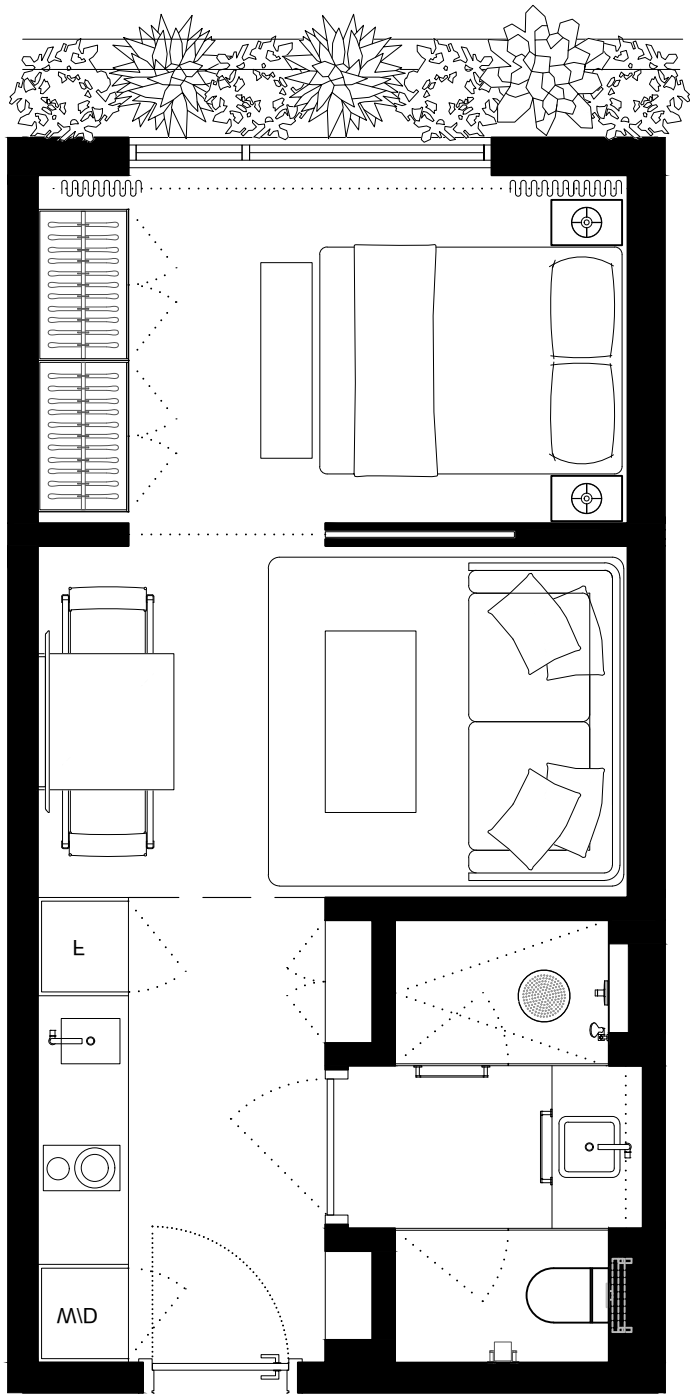
UNIT 307

STUDIO

INTERIOR387sqft/36m2

EXTERIORNO TERRACE

TOTAL387sqft/36m2



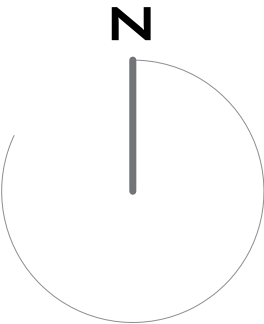
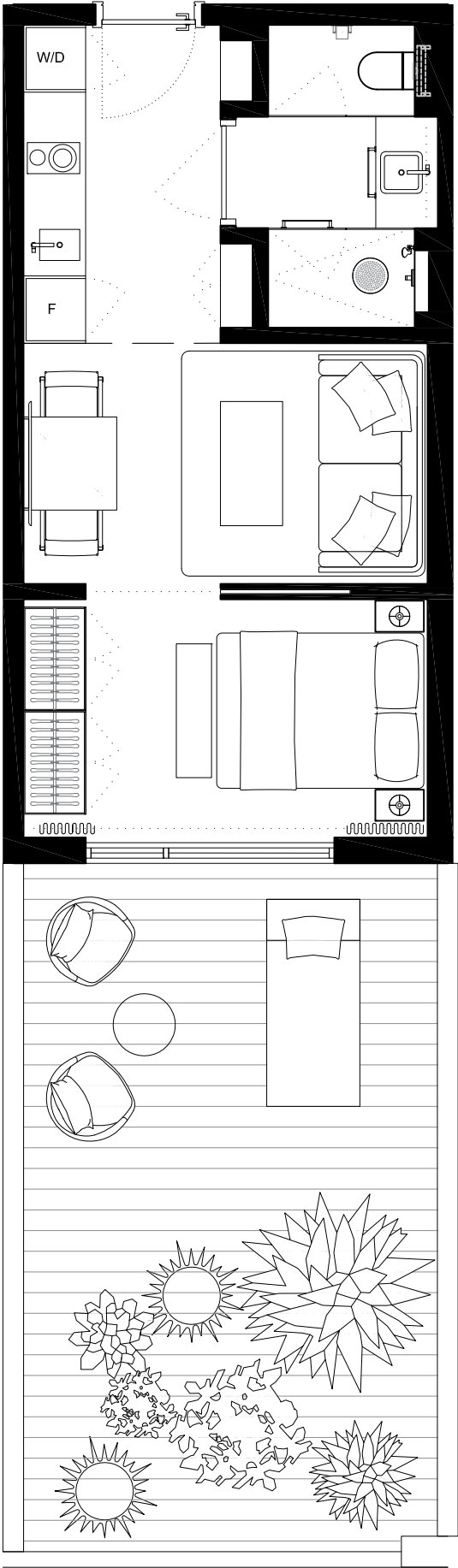
301	303	305	307	309	311	313	315	317	319	321	323	325	327	329	331	333	335	337
302	304	306	308	310	312	314	316	318	320	322	324	326	328	330	332	334	336	

These drawings are conceptual only and are for the convenience of reference. They should not be relied upon as representations, express or implied, of the final detail of the residences. Units shown are examples of unit types and may not depict actual units. Stated square footages are ranges for a particular unit type and are measured to the exterior boundaries of the exterior walls and the centerline of interior demising walls and in fact vary from the area that would be determined by using the description and definition of the unit set forth in the declaration (which generally only includes the interior airspace between the perimeter walls and excludes interior structural components). Note that measurements of rooms set forth on this floorplan are generally taken at the greatest points of each given room (as if the room were a perfect rectangle), without regards for any cutouts. Accordingly, the area of the actual room will typically be smaller than the product obtained by multiplying the stated length times width. All dimensions are approximate and may vary with actual construction, and all floor plans and development plans are subject to change.



UNIT 308
STUDIO

INTERIOR 387sqft/36m2
EXTERIOR 317sqft/29,5m2
TOTAL 704sqft/65,5m2



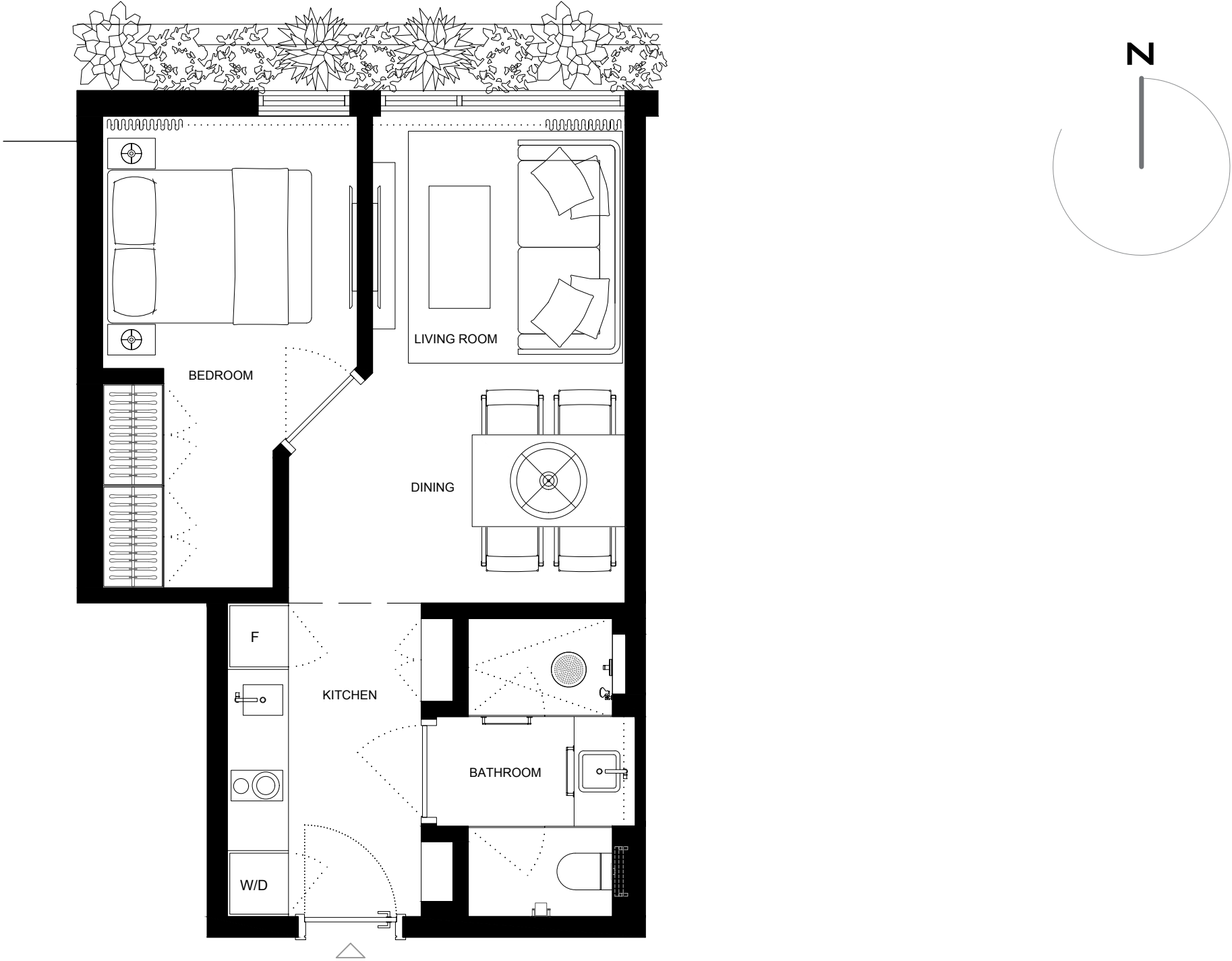
301	303	305	307		309	311	313	315	317	319	321	323	325	327	329		331	333	335	337
302	304	306	308	310	312			318		320	322	324	326	328	330	332	334	336		

These drawings are conceptual only and are for the convenience of reference. They should not be relied upon as representations, express or implied, of the final detail of the residences. Units shown are examples of unit types and may not depict actual units. Stated square footages are ranges for a particular unit type and are measured to the exterior boundaries of the exterior walls and the centerline of interior demising walls and in fact vary from the area that would be determined by using the description and definition of the unit set forth in the declaration (which generally only includes the interior airspace between the perimeter walls and excludes interior structural components). Note that measurements of rooms set forth on this floorplan are generally taken at the greatest points of each given room (as if the room were a perfect rectangle), without regards for any cutouts. Accordingly, the area of the actual room will typically be smaller than the product obtained by multiplying the stated length times width. All dimensions are approximate and may vary with actual construction, and all floor plans and development plans are subject to change.



UNIT 309
1 BED + 1 BATH

INTERIOR	459sqft/42,6m2
EXTERIOR	NO TERRACE
TOTAL	459sqft/42,6m2



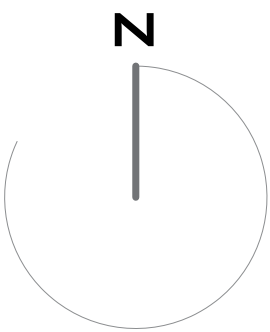
301	303	305	307	309	311	313	315	317	319	321	323	325	327	329		331	333	335	337
302	304	306	308	310	312			318		320		322	324	326	328	330	332	334	336

These drawings are conceptual only and are for the convenience of reference. They should not be relied upon as representations, express or implied, of the final detail of the residences. Units shown are examples of unit types and may not depict actual units. Stated square footages are ranges for a particular unit type and are measured to the exterior boundaries of the exterior walls and the centerline of interior demising walls and in fact vary from the area that would be determined by using the description and definition of the unit set forth in the declaration (which generally only includes the interior airspace between the perimeter walls and excludes interior structural components). Note that measurements of rooms set forth on this floorplan are generally taken at the greatest points of each given room (as if the room were a perfect rectangle), without regards for any cutouts. Accordingly, the area of the actual room will typically be smaller than the product obtained by multiplying the stated length times width. All dimensions are approximate and may vary with actual construction, and all floor plans and development plans are subject to change.



UNIT 310
2 BED + 2 BATH

INTERIOR 774sqft/71,9m2
EXTERIOR 635sqft/59m2
TOTAL 1409sqft/130,9m2



301	303	305	307	309	311	313	315	317	319	321	323	325	327	329	331	333	335	337
302	304	306	308	310	312			318		320	322	324	326	328	330	332	334	336

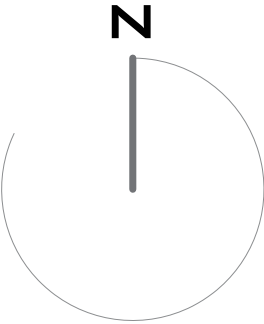
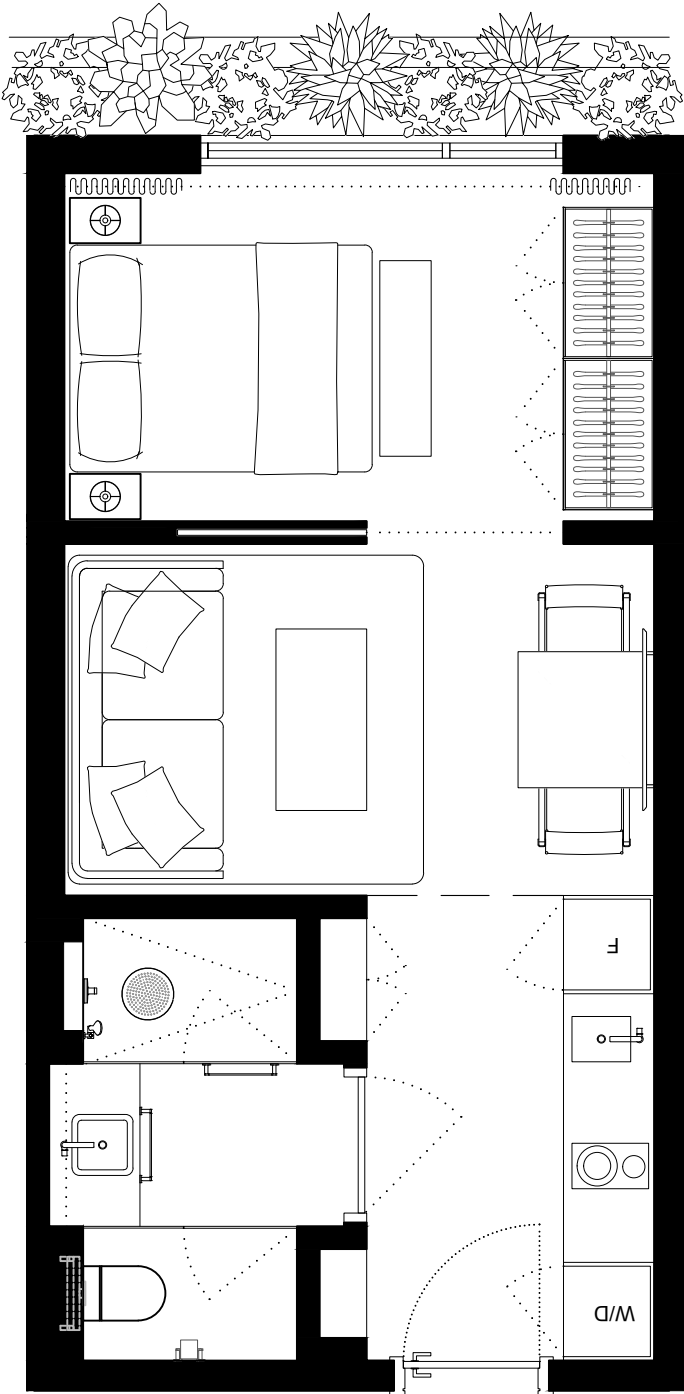
These drawings are conceptual only and are for the convenience of reference. They should not be relied upon as representations, express or implied, of the final detail of the residences. Units shown are examples of unit types and may not depict actual units. Stated square footages are ranges for a particular unit type and are measured to the exterior boundaries of the exterior walls and the centerline of interior demising walls and in fact vary from the area that would be determined by using the description and definition of the unit set forth in the declaration (which generally only includes the interior airspace between the perimeter walls and excludes interior structural components). Note that measurements of rooms set forth on this floorplan are generally taken at the greatest points of each given room (as if the room were a perfect rectangle), without regards for any cutouts. Accordingly, the area of the actual room will typically be smaller than the product obtained by multiplying the stated length times width. All dimensions are approximate and may vary with actual construction, and all floor plans and development plans are subject to change.



UNIT 311

STUDIO

INTERIOR 387sqft/36m2
EXTERIOR NO TERRACE
TOTAL 387sqft/36m2



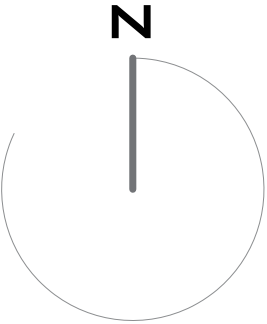
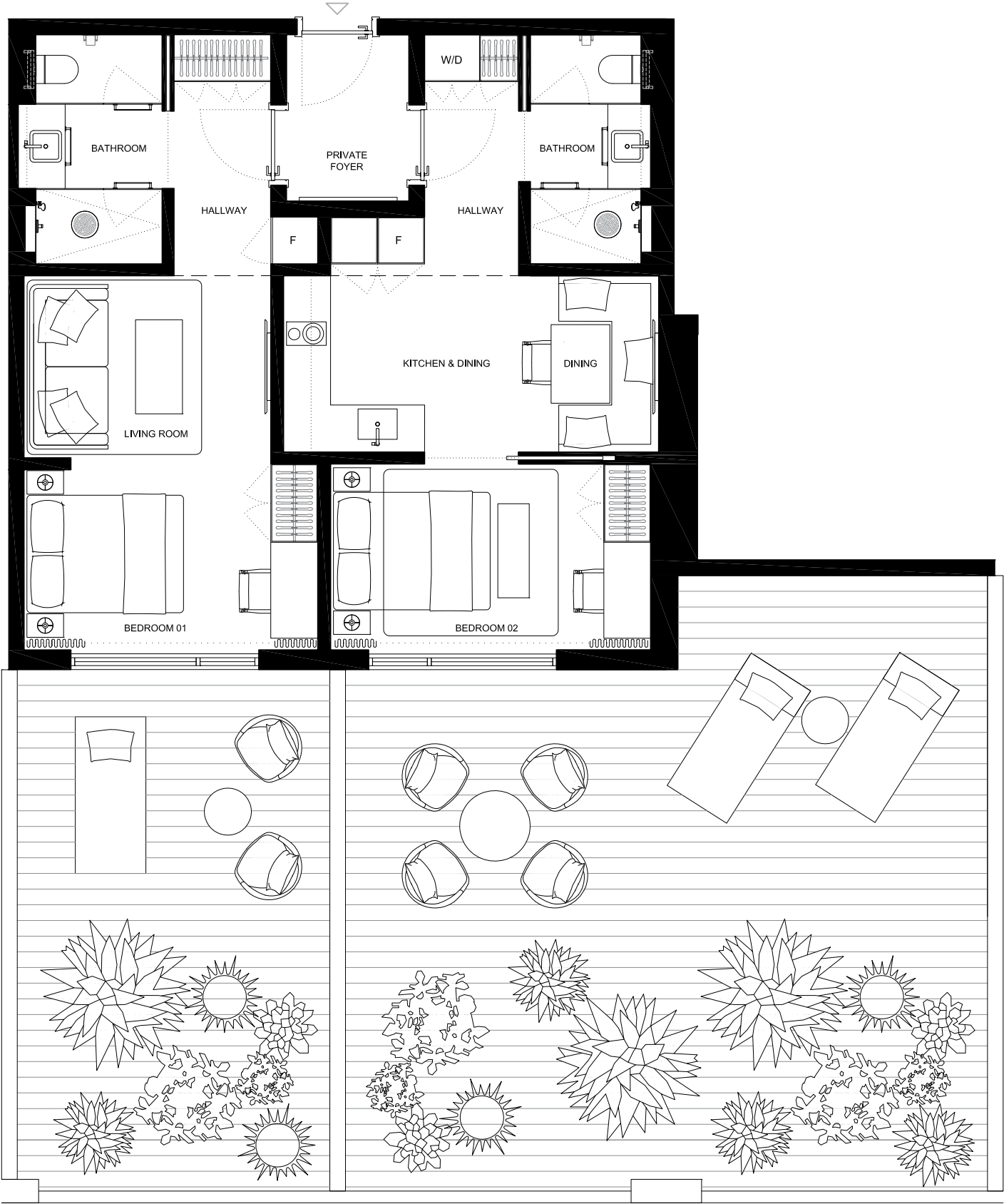
301	303	305	307	309	311	313	315	317	319	321	323	325	327	329	331	333	335	337
302	304	306	308	310	312			318		320	322	324	326	328	330	332	334	336

These drawings are conceptual only and are for the convenience of reference. They should not be relied upon as representations, express or implied, of the final detail of the residences. Units shown are examples of unit types and may not depict actual units. Stated square footages are ranges for a particular unit type and are measured to the exterior boundaries of the exterior walls and the centerline of interior demising walls and in fact vary from the area that would be determined by using the description and definition of the unit set forth in the declaration (which generally only includes the interior airspace between the perimeter walls and excludes interior structural components). Note that measurements of rooms set forth on this floorplan are generally taken at the greatest points of each given room (as if the room were a perfect rectangle), without regards for any cutouts. Accordingly, the area of the actual room will typically be smaller than the product obtained by multiplying the stated length times width. All dimensions are approximate and may vary with actual construction, and all floor plans and development plans are subject to change.



UNIT 312
2 BED + 2 BATH

INTERIOR 774sqft/71,9m2
EXTERIOR 1005sqft/93,3m2
TOTAL 1779sqft/165,2m2



301 303 305 307				309 311 313 315 317 319 321 323 325 327 329											331 333 335 337			
302 304 306 308				310	312	318			320	322	324	326	328	330	332	334	336	

These drawings are conceptual only and are for the convenience of reference. They should not be relied upon as representations, express or implied, of the final detail of the residences. Units shown are examples of unit types and may not depict actual units. Stated square footages are ranges for a particular unit type and are measured to the exterior boundaries of the exterior walls and the centerline of interior demising walls and in fact vary from the area that would be determined by using the description and definition of the unit set forth in the declaration (which generally only includes the interior airspace between the perimeter walls and excludes interior structural components). Note that measurements of rooms set forth on this floorplan are generally taken at the greatest points of each given room (as if the room were a perfect rectangle), without regards for any cutouts. Accordingly, the area of the actual room will typically be smaller than the product obtained by multiplying the stated length times width. All dimensions are approximate and may vary with actual construction, and all floor plans and development plans are subject to change.



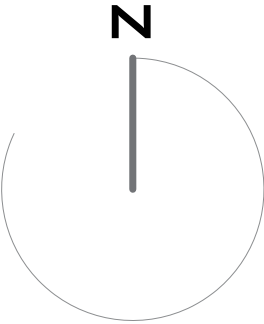
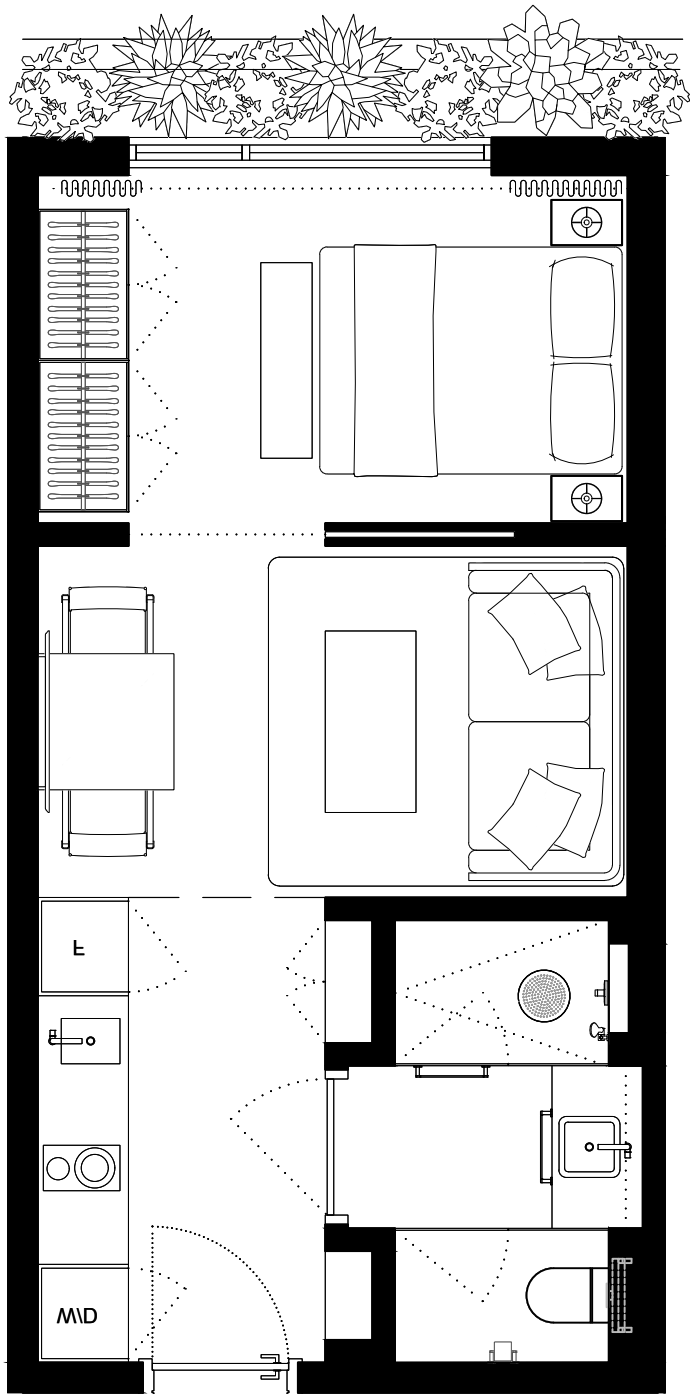
UNIT 313

STUDIO

INTERIOR387sqft/36m2

EXTERIORNO TERRACE

TOTAL387sqft/36m2



301	303	305	307		309	311	313	315	317	319	321	323	325	327	329		331	333	335	337
302	304	306	308	310		312			318		320	322	324	326	328	330	332	334	336	

These drawings are conceptual only and are for the convenience of reference. They should not be relied upon as representations, express or implied, of the final detail of the residences. Units shown are examples of unit types and may not depict actual units. Stated square footages are ranges for a particular unit type and are measured to the exterior boundaries of the exterior walls and the centerline of interior demising walls and in fact vary from the area that would be determined by using the description and definition of the unit set forth in the declaration (which generally only includes the interior airspace between the perimeter walls and excludes interior structural components). Note that measurements of rooms set forth on this floorplan are generally taken at the greatest points of each given room (as if the room were a perfect rectangle), without regards for any cutouts. Accordingly, the area of the actual room will typically be smaller than the product obtained by multiplying the stated length times width. All dimensions are approximate and may vary with actual construction, and all floor plans and development plans are subject to change.



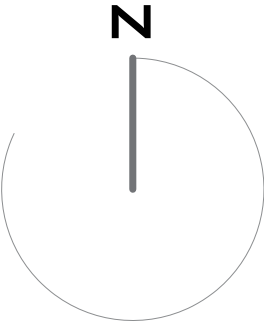
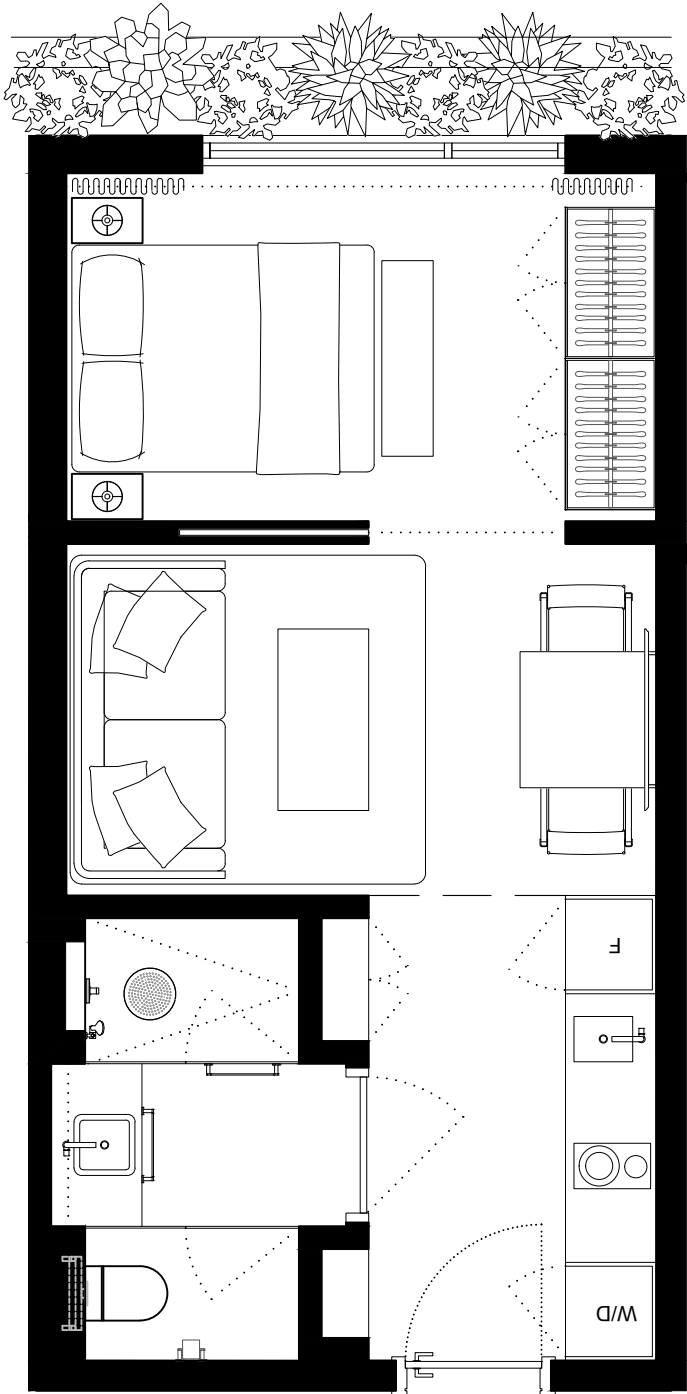
UNIT 315

STUDIO

INTERIOR387sqft/36m2

EXTERIORNO TERRACE

TOTAL387sqft/36m2



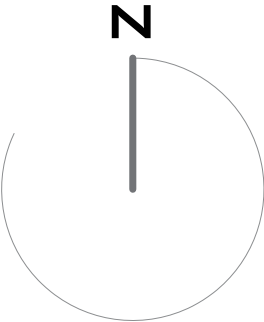
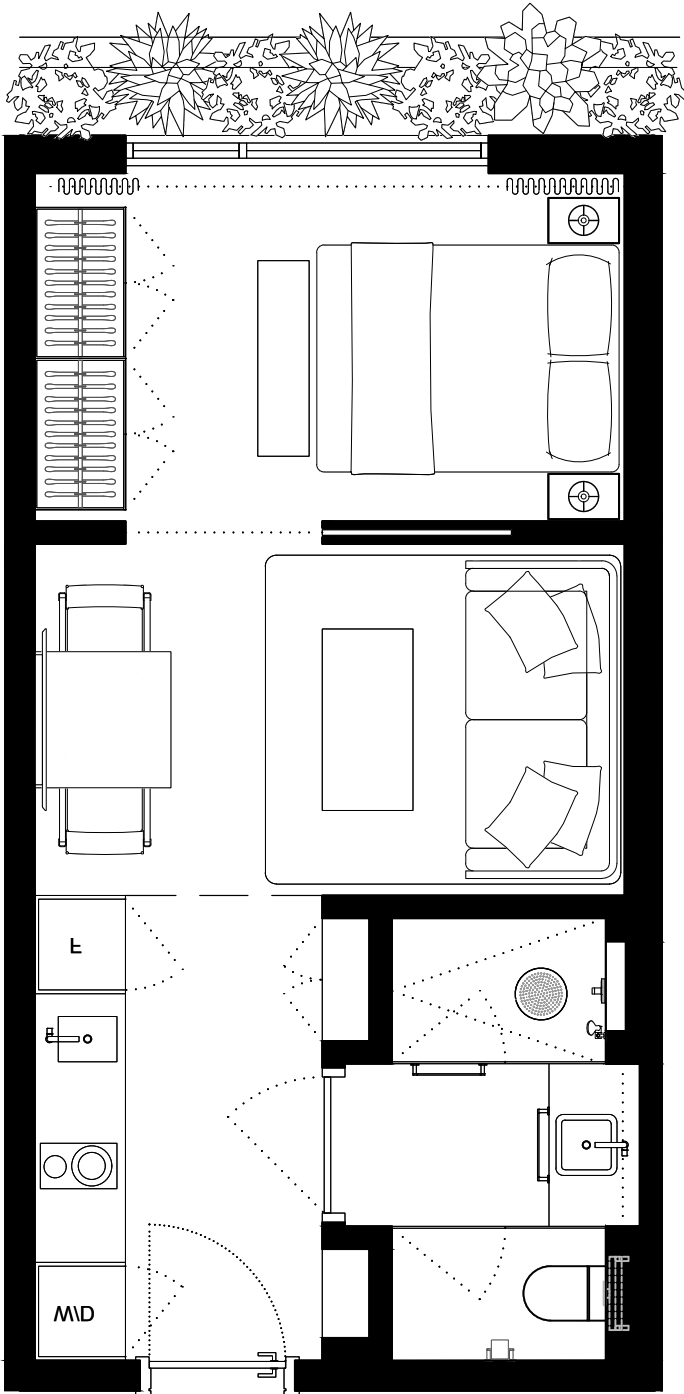
301	303	305	307		309	311	313	315	317	319	321	323	325	327	329		331	333	335	337
302	304	306	308	310		312			318		320	322	324	326	328	330	332	334	336	

These drawings are conceptual only and are for the convenience of reference. They should not be relied upon as representations, express or implied, of the final detail of the residences. Units shown are examples of unit types and may not depict actual units. Stated square footages are ranges for a particular unit type and are measured to the exterior boundaries of the exterior walls and the centerline of interior demising walls and in fact vary from the area that would be determined by using the description and definition of the unit set forth in the declaration (which generally only includes the interior airspace between the perimeter walls and excludes interior structural components). Note that measurements of rooms set forth on this floorplan are generally taken at the greatest points of each given room (as if the room were a perfect rectangle), without regards for any cutouts. Accordingly, the area of the actual room will typically be smaller than the product obtained by multiplying the stated length times width. All dimensions are approximate and may vary with actual construction, and all floor plans and development plans are subject to change.



UNIT 317
STUDIO

INTERIOR	387sqft/36m2
EXTERIOR	NO TERRACE
TOTAL	387sqft/36m2



301	303	305	307		309	311	313	315	317	319	321	323	325	327	329		331	333	335	337
302	304	306	308	310		312				318		320	322	324	326	328	330	332	334	336

These drawings are conceptual only and are for the convenience of reference. They should not be relied upon as representations, express or implied, of the final detail of the residences. Units shown are examples of unit types and may not depict actual units. Stated square footages are ranges for a particular unit type and are measured to the exterior boundaries of the exterior walls and the centerline of interior demising walls and in fact vary from the area that would be determined by using the description and definition of the unit set forth in the declaration (which generally only includes the interior airspace between the perimeter walls and excludes interior structural components). Note that measurements of rooms set forth on this floorplan are generally taken at the greatest points of each given room (as if the room were a perfect rectangle), without regards for any cutouts. Accordingly, the area of the actual room will typically be smaller than the product obtained by multiplying the stated length times width. All dimensions are approximate and may vary with actual construction, and all floor plans and development plans are subject to change.

EDGEWATER MIAMI

VIDA[®]

RESIDENCES

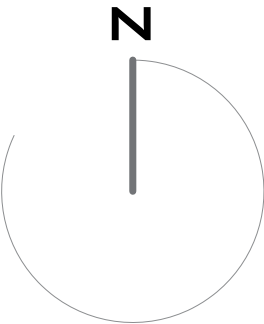
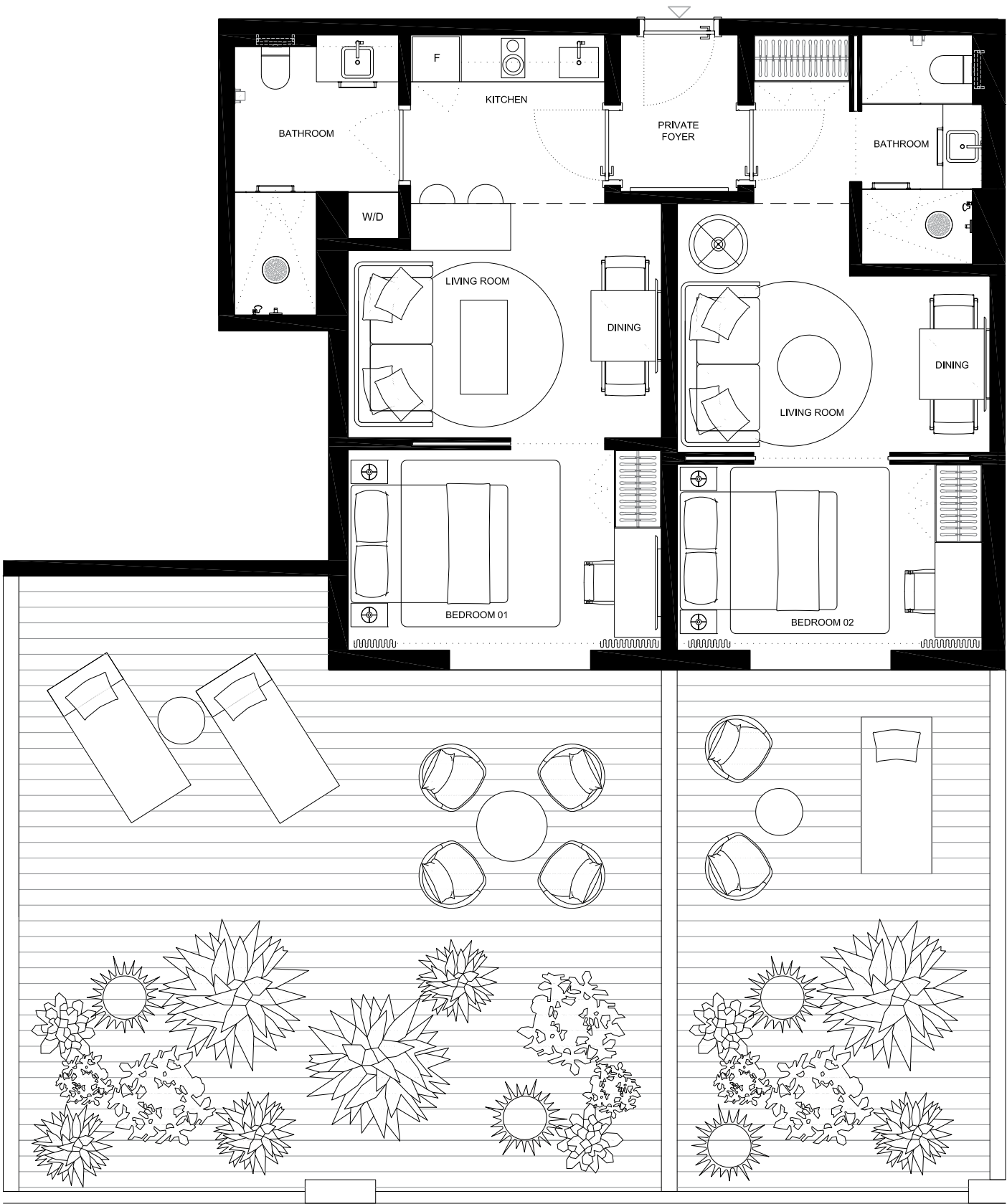
UNIT 318

2 BED + 2 BATH

INTERIOR 849sqft/78,9m2

EXTERIOR 1005sqft/93,3m2

TOTAL 1854sqft/172,2m2



301	303	305	307	309	311	313	315	317	319	321	323	325	327	329	331	333	335	337
302	304	306	308	310	312	318	320	322	324	326	328	330	332	334	336			

These drawings are conceptual only and are for the convenience of reference. They should not be relied upon as representations, express or implied, of the final detail of the residences. Units shown are examples of unit types and may not depict actual units. Stated square footages are ranges for a particular unit type and are measured to the exterior boundaries of the exterior walls and the centerline of interior demising walls and in fact vary from the area that would be determined by using the description and definition of the unit set forth in the declaration (which generally only includes the interior airspace between the perimeter walls and excludes interior structural components). Note that measurements of rooms set forth on this floorplan are generally taken at the greatest points of each given room (as if the room were a perfect rectangle), without regards for any cutouts. Accordingly, the area of the actual room will typically be smaller than the product obtained by multiplying the stated length times width. All dimensions are approximate and may vary with actual construction, and all floor plans and development plans are subject to change.



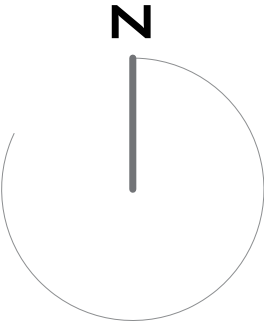
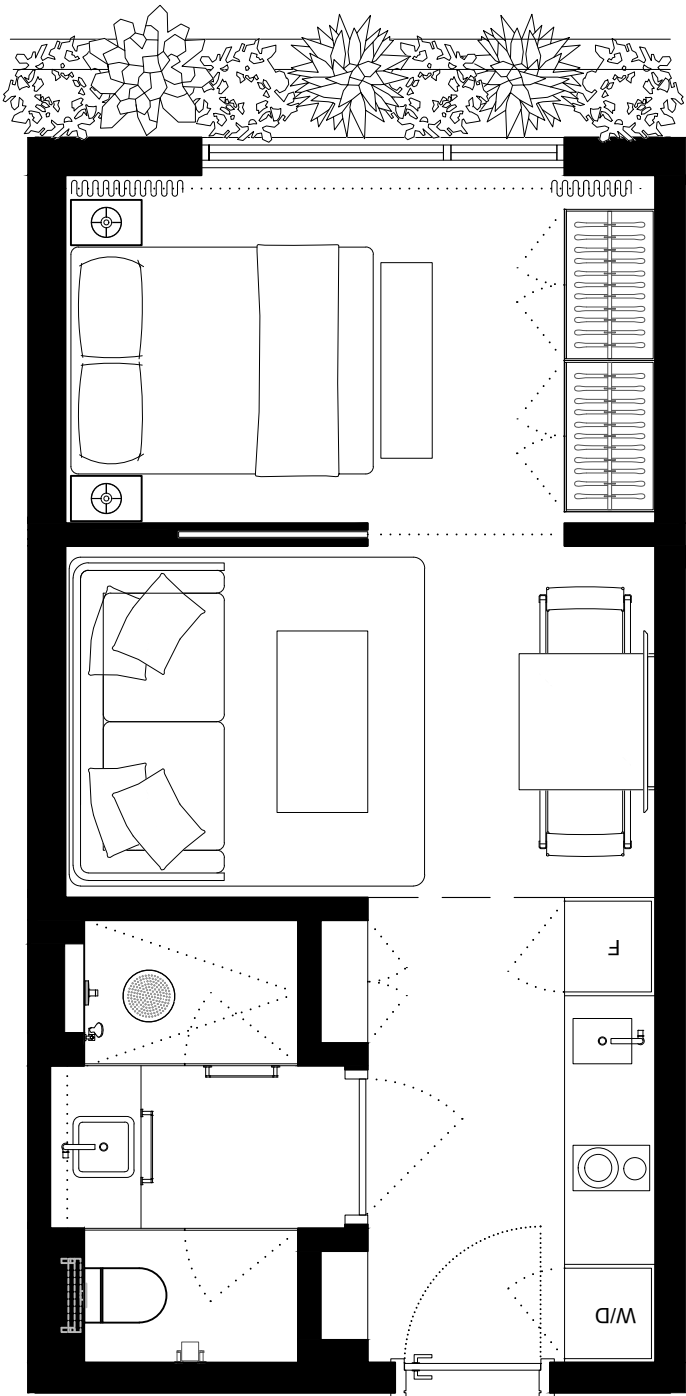
UNIT 319

STUDIO

INTERIOR387sqft/36m2

EXTERIORNO TERRACE

TOTAL387sqft/36m2



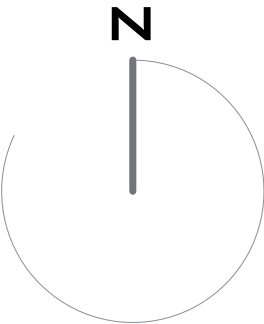
301	303	305	307		309	311	313	315	317	319	321	323	325	327	329		331	333	335	337
302	304	306	308	310	312				318		320		322	324	326	328	330	332	334	336

These drawings are conceptual only and are for the convenience of reference. They should not be relied upon as representations, express or implied, of the final detail of the residences. Units shown are examples of unit types and may not depict actual units. Stated square footages are ranges for a particular unit type and are measured to the exterior boundaries of the exterior walls and the centerline of interior demising walls and in fact vary from the area that would be determined by using the description and definition of the unit set forth in the declaration (which generally only includes the interior airspace between the perimeter walls and excludes interior structural components). Note that measurements of rooms set forth on this floorplan are generally taken at the greatest points of each given room (as if the room were a perfect rectangle), without regards for any cutouts. Accordingly, the area of the actual room will typically be smaller than the product obtained by multiplying the stated length times width. All dimensions are approximate and may vary with actual construction, and all floor plans and development plans are subject to change.



UNIT 320
2 BED + 2 BATH

INTERIOR 774sqft/71,9m2
EXTERIOR 635sqft/59m2
TOTAL 1409sqft/130,9m2



301	303	305	307	309	311	313	315	317	319	321	323	325	327	329	331	333	335	337
302	304	306	308	310	312			318	320	322	324	326	328	330	332	334	336	

These drawings are conceptual only and are for the convenience of reference. They should not be relied upon as representations, express or implied, of the final detail of the residences. Units shown are examples of unit types and may not depict actual units. Stated square footages are ranges for a particular unit type and are measured to the exterior boundaries of the exterior walls and the centerline of interior demising walls and in fact vary from the area that would be determined by using the description and definition of the unit set forth in the declaration (which generally only includes the interior airspace between the perimeter walls and excludes interior structural components). Note that measurements of rooms set forth on this floorplan are generally taken at the greatest points of each given room (as if the room were a perfect rectangle), without regards for any cutouts. Accordingly, the area of the actual room will typically be smaller than the product obtained by multiplying the stated length times width. All dimensions are approximate and may vary with actual construction, and all floor plans and development plans are subject to change.



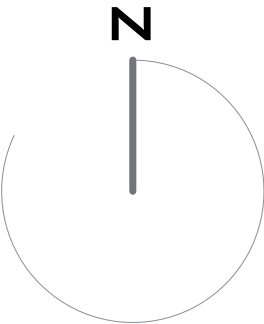
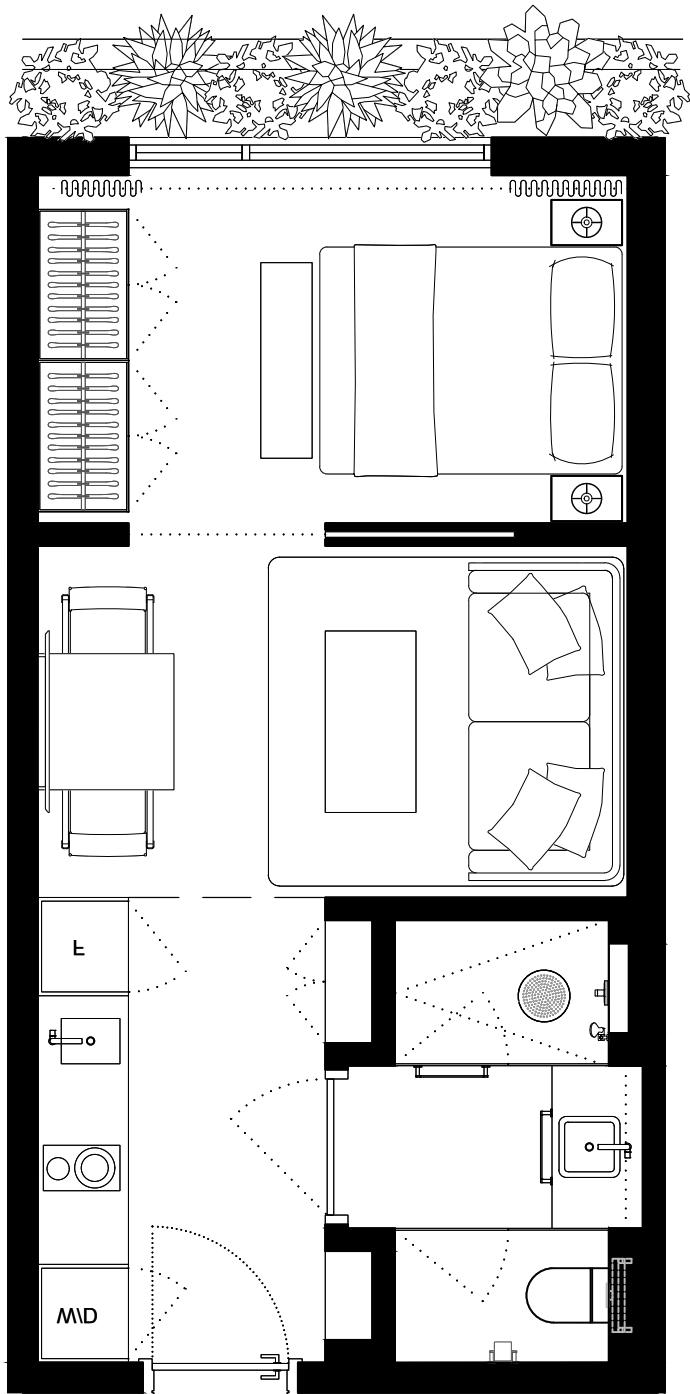
UNIT 321

STUDIO

INTERIOR387sqft/36m2

EXTERIORNO TERRACE

TOTAL387sqft/36m2



301	303	305	307		309	311	313	315	317	319	321	323	325	327	329		331	333	335	337
302	304	306	308	310	312					318		320	322	324	326	328	330	332	334	336

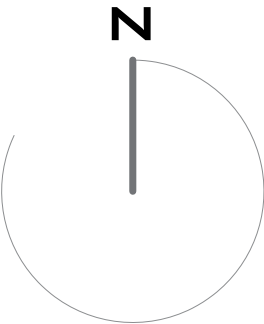
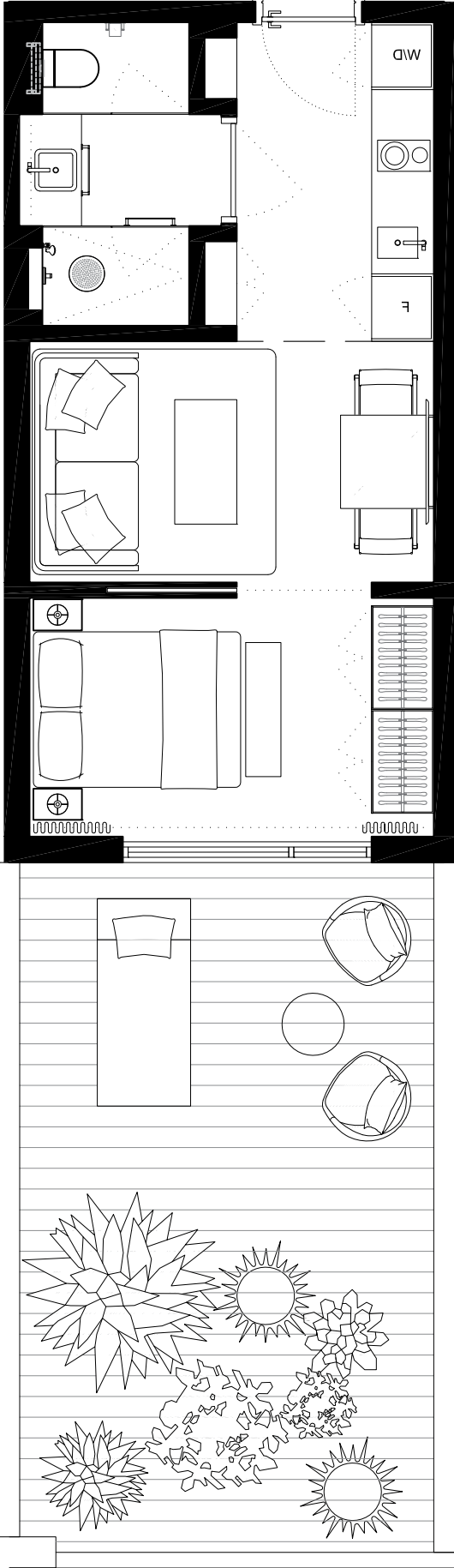
These drawings are conceptual only and are for the convenience of reference. They should not be relied upon as representations, express or implied, of the final detail of the residences. Units shown are examples of unit types and may not depict actual units. Stated square footages are ranges for a particular unit type and are measured to the exterior boundaries of the exterior walls and the centerline of interior demising walls and in fact vary from the area that would be determined by using the description and definition of the unit set forth in the declaration (which generally only includes the interior airspace between the perimeter walls and excludes interior structural components). Note that measurements of rooms set forth on this floorplan are generally taken at the greatest points of each given room (as if the room were a perfect rectangle), without regards for any cutouts. Accordingly, the area of the actual room will typically be smaller than the product obtained by multiplying the stated length times width. All dimensions are approximate and may vary with actual construction, and all floor plans and development plans are subject to change.



UNIT 322

STUDIO

INTERIOR 387sqft/36m2
EXTERIOR 317sqft/29,5m2
TOTAL 704sqft/65,5m2



301	303	305	307	309	311	313	315	317	319	321	323	325	327	329	331	333	335	337
302	304	306	308	310	312	314	316	318	320	322	324	326	328	330	332	334	336	

These drawings are conceptual only and are for the convenience of reference. They should not be relied upon as representations, express or implied, of the final detail of the residences. Units shown are examples of unit types and may not depict actual units. Stated square footages are ranges for a particular unit type and are measured to the exterior boundaries of the exterior walls and the centerline of interior demising walls and in fact vary from the area that would be determined by using the description and definition of the unit set forth in the declaration (which generally only includes the interior airspace between the perimeter walls and excludes interior structural components). Note that measurements of rooms set forth on this floorplan are generally taken at the greatest points of each given room (as if the room were a perfect rectangle), without regards for any cutouts. Accordingly, the area of the actual room will typically be smaller than the product obtained by multiplying the stated length times width. All dimensions are approximate and may vary with actual construction, and all floor plans and development plans are subject to change.



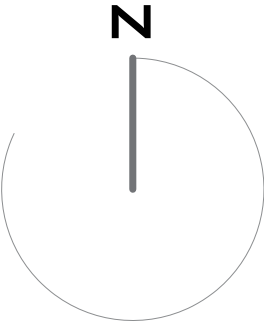
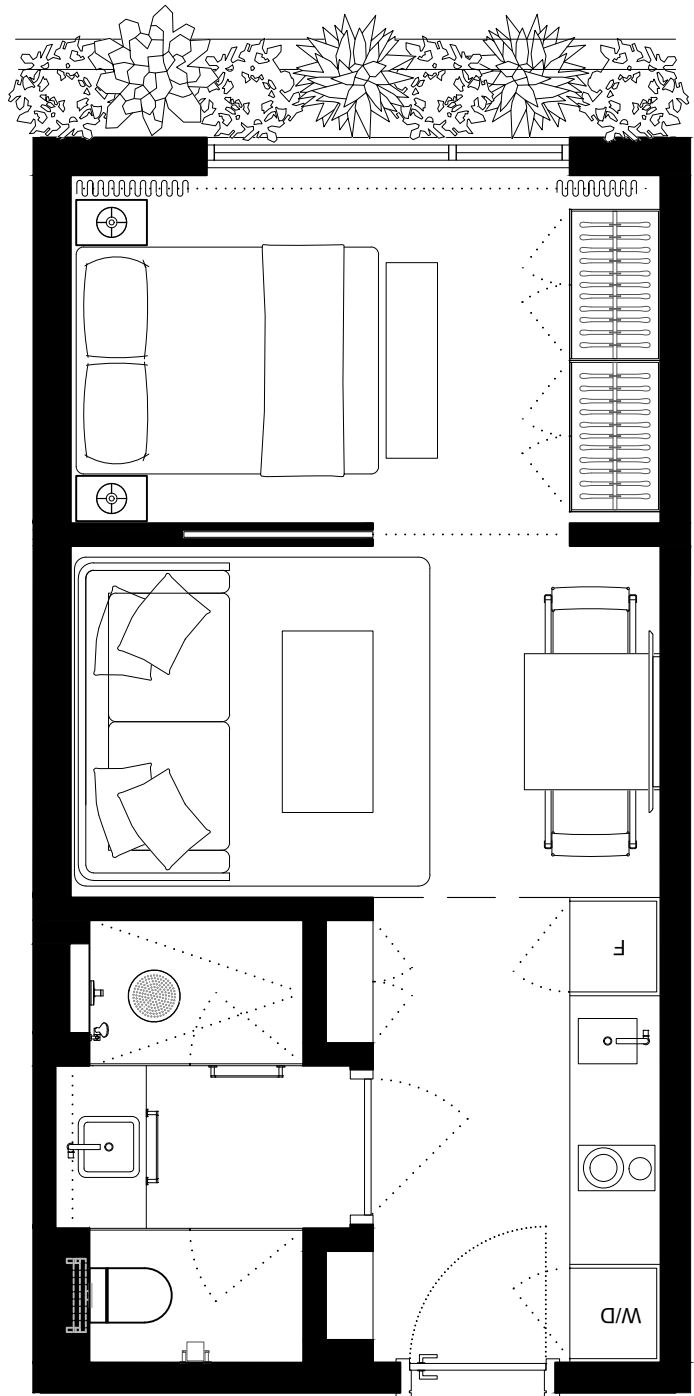
UNIT 323

STUDIO

INTERIOR387sqft/36m2

EXTERIORNO TERRACE

TOTAL387sqft/36m2



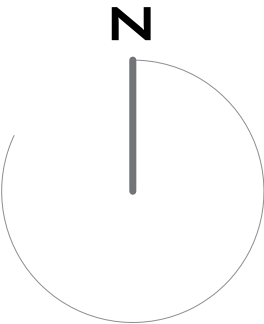
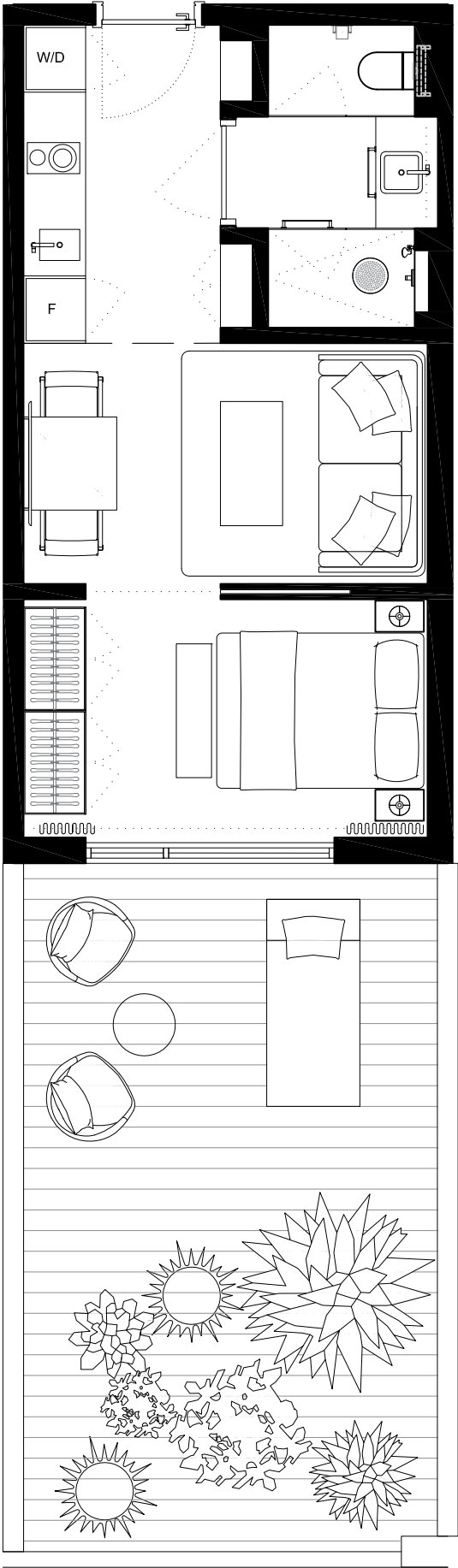
301	303	305	307		309	311	313	315	317	319	321	323	325	327	329		331	333	335	337
302	304	306	308	310	312				318			320	322	324	326	328	330	332	334	336

These drawings are conceptual only and are for the convenience of reference. They should not be relied upon as representations, express or implied, of the final detail of the residences. Units shown are examples of unit types and may not depict actual units. Stated square footages are ranges for a particular unit type and are measured to the exterior boundaries of the exterior walls and the centerline of interior demising walls and in fact vary from the area that would be determined by using the description and definition of the unit set forth in the declaration (which generally only includes the interior airspace between the perimeter walls and excludes interior structural components). Note that measurements of rooms set forth on this floorplan are generally taken at the greatest points of each given room (as if the room were a perfect rectangle), without regards for any cutouts. Accordingly, the area of the actual room will typically be smaller than the product obtained by multiplying the stated length times width. All dimensions are approximate and may vary with actual construction, and all floor plans and development plans are subject to change.



UNIT 324
STUDIO

INTERIOR 387sqft/36m2
EXTERIOR 317sqft/29,5m2
TOTAL 704sqft/65,5m2



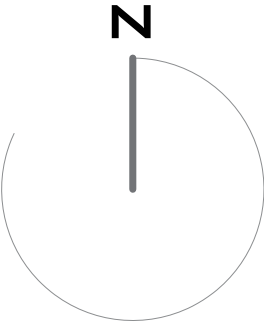
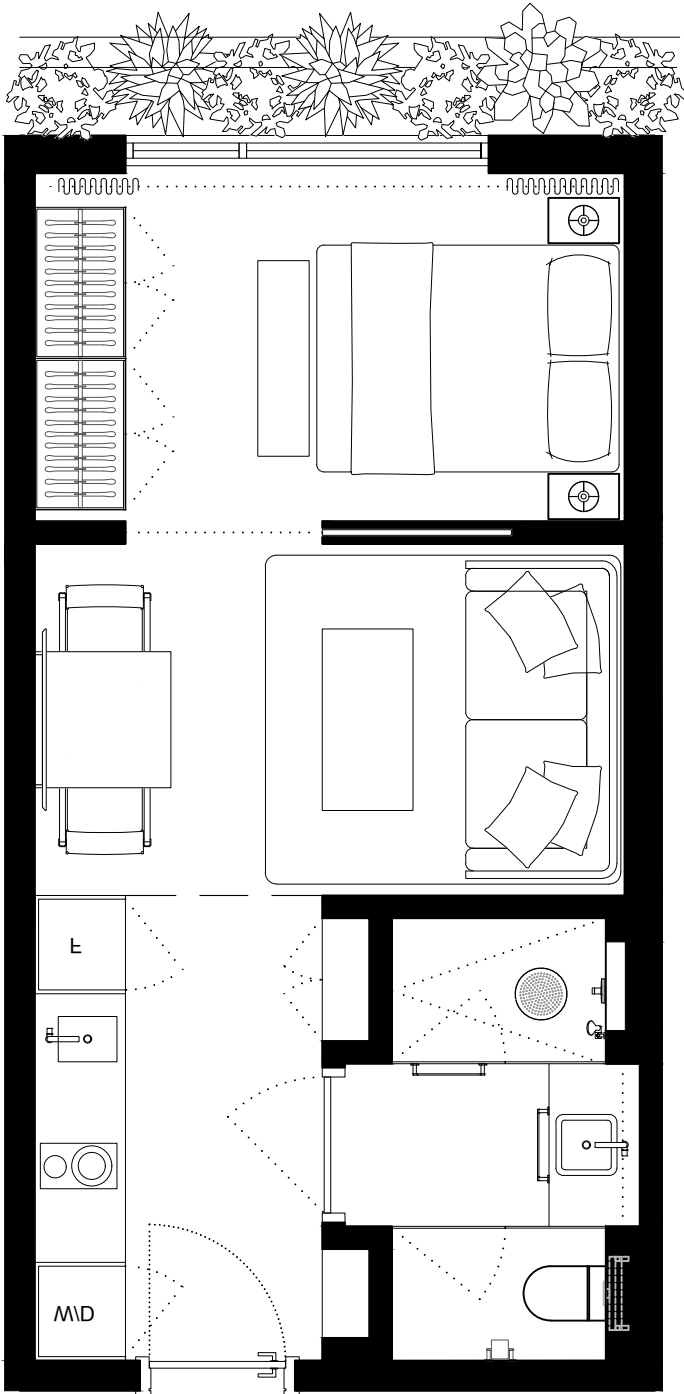
301	303	305	307		309	311	313	315	317	319	321	323	325	327	329		331	333	335	337
302	304	306	308	310	312			318		320	322	324	326	328	330	332	334	336		

These drawings are conceptual only and are for the convenience of reference. They should not be relied upon as representations, express or implied, of the final detail of the residences. Units shown are examples of unit types and may not depict actual units. Stated square footages are ranges for a particular unit type and are measured to the exterior boundaries of the exterior walls and the centerline of interior demising walls and in fact vary from the area that would be determined by using the description and definition of the unit set forth in the declaration (which generally only includes the interior airspace between the perimeter walls and excludes interior structural components). Note that measurements of rooms set forth on this floorplan are generally taken at the greatest points of each given room (as if the room were a perfect rectangle), without regards for any cutouts. Accordingly, the area of the actual room will typically be smaller than the product obtained by multiplying the stated length times width. All dimensions are approximate and may vary with actual construction, and all floor plans and development plans are subject to change.



UNIT 325
STUDIO

INTERIOR	387sqft/36m2
EXTERIOR	NO TERRACE
TOTAL	387sqft/36m2



301	303	305	307		309	311	313	315	317	319	321	323	325	327	329		331	333	335	337
302	304	306	308	310	312				318		320	322	324	326	328	330	332	334	336	

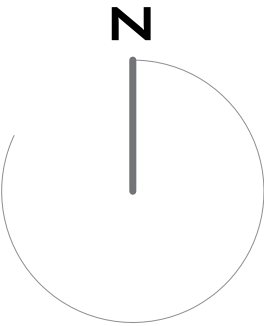
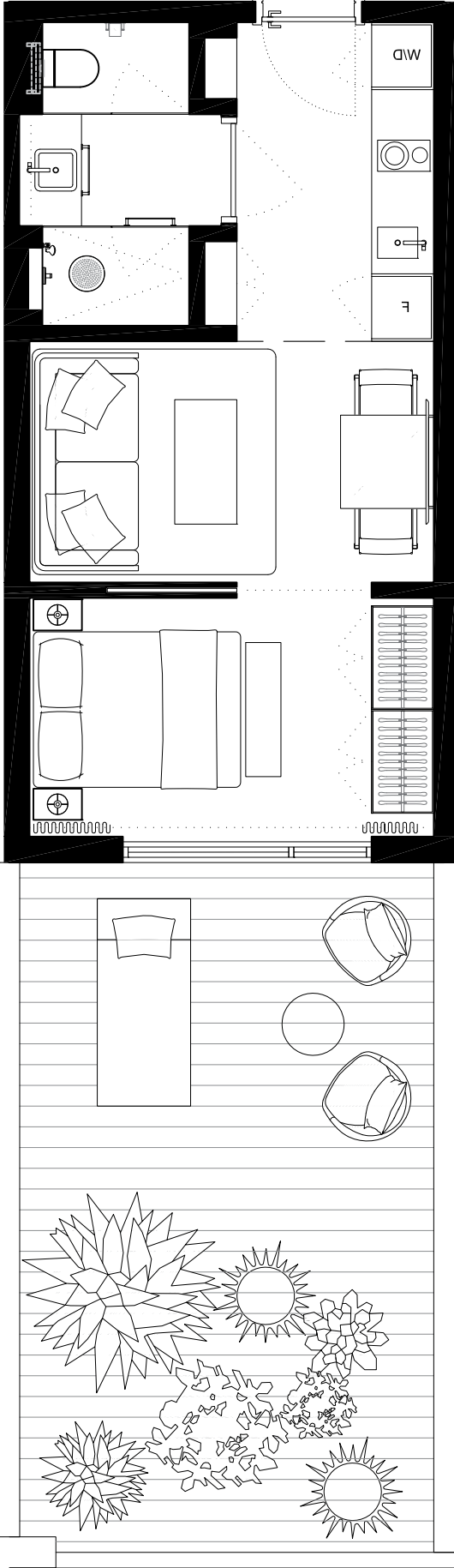
These drawings are conceptual only and are for the convenience of reference. They should not be relied upon as representations, express or implied, of the final detail of the residences. Units shown are examples of unit types and may not depict actual units. Stated square footages are ranges for a particular unit type and are measured to the exterior boundaries of the exterior walls and the centerline of interior demising walls and in fact vary from the area that would be determined by using the description and definition of the unit set forth in the declaration (which generally only includes the interior airspace between the perimeter walls and excludes interior structural components). Note that measurements of rooms set forth on this floorplan are generally taken at the greatest points of each given room (as if the room were a perfect rectangle), without regards for any cutouts. Accordingly, the area of the actual room will typically be smaller than the product obtained by multiplying the stated length times width. All dimensions are approximate and may vary with actual construction, and all floor plans and development plans are subject to change.



UNIT 326

STUDIO

INTERIOR 387sqft/36m2
EXTERIOR 317sqft/29,5m2
TOTAL 704sqft/65,5m2



301	303	305	307		309	311	313	315	317	319	321	323	325	327	329		331	333	335	337
302	304	306	308	310	312				318			320	322	324	326	328	330	332	334	336

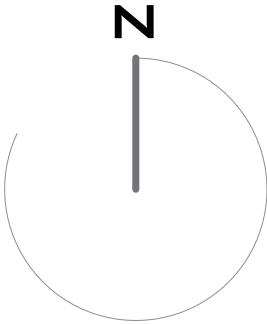
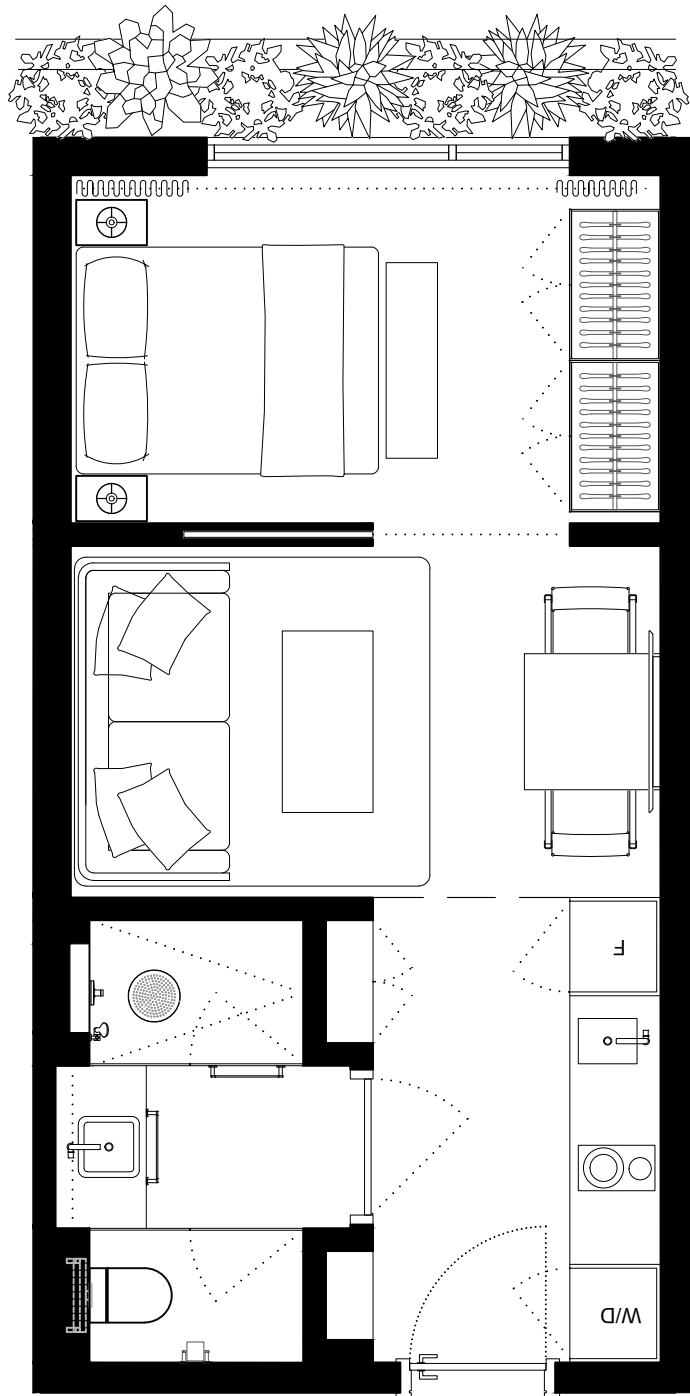
These drawings are conceptual only and are for the convenience of reference. They should not be relied upon as representations, express or implied, of the final detail of the residences. Units shown are examples of unit types and may not depict actual units. Stated square footages are ranges for a particular unit type and are measured to the exterior boundaries of the exterior walls and the centerline of interior demising walls and in fact vary from the area that would be determined by using the description and definition of the unit set forth in the declaration (which generally only includes the interior airspace between the perimeter walls and excludes interior structural components). Note that measurements of rooms set forth on this floorplan are generally taken at the greatest points of each given room (as if the room were a perfect rectangle), without regards for any cutouts. Accordingly, the area of the actual room will typically be smaller than the product obtained by multiplying the stated length times width. All dimensions are approximate and may vary with actual construction, and all floor plans and development plans are subject to change.



UNIT 327

STUDIO

INTERIOR 387sqft/36m2
EXTERIOR NO TERRACE
TOTAL 387sqft/36m2



301	303	305	307		309	311	313	315	317	319	321	323	325	327	329		331	333	335	337
302	304	306	308	310	312				318		320	322	324	326	328	330	332	334	336	

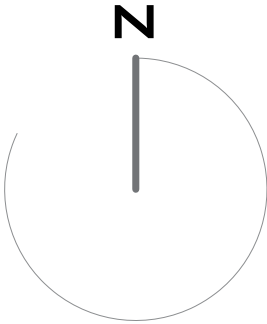
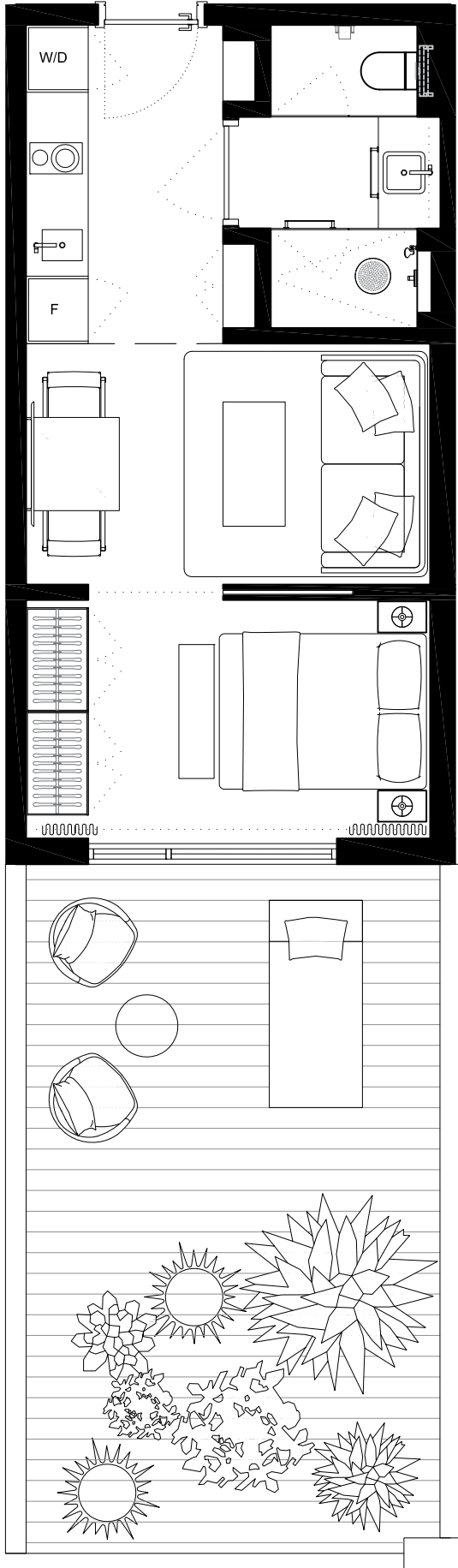
These drawings are conceptual only and are for the convenience of reference. They should not be relied upon as representations, express or implied, of the final detail of the residences. Units shown are examples of unit types and may not depict actual units. Stated square footages are ranges for a particular unit type and are measured to the exterior boundaries of the exterior walls and the centerline of interior demising walls and in fact vary from the area that would be determined by using the description and definition of the unit set forth in the declaration (which generally only includes the interior airspace between the perimeter walls and excludes interior structural components). Note that measurements of rooms set forth on this floorplan are generally taken at the greatest points of each given room (as if the room were a perfect rectangle), without regards for any cutouts. Accordingly, the area of the actual room will typically be smaller than the product obtained by multiplying the stated length times width. All dimensions are approximate and may vary with actual construction, and all floor plans and development plans are subject to change.



UNIT 328

STUDIO

INTERIOR 387sqft/36m2
EXTERIOR 317sqft/29,5m2
TOTAL 704sqft/65,5m2



301	303	305	307		309	311	313	315	317	319	321	323	325	327	329		331	333	335	337
302	304	306	308	310	312				318			320	322	324	326	328	330	332	334	336

These drawings are conceptual only and are for the convenience of reference. They should not be relied upon as representations, express or implied, of the final detail of the residences. Units shown are examples of unit types and may not depict actual units. Stated square footages are ranges for a particular unit type and are measured to the exterior boundaries of the exterior walls and the centerline of interior demising walls and in fact vary from the area that would be determined by using the description and definition of the unit set forth in the declaration (which generally only includes the interior airspace between the perimeter walls and excludes interior structural components). Note that measurements of rooms set forth on this floorplan are generally taken at the greatest points of each given room (as if the room were a perfect rectangle), without regards for any cutouts. Accordingly, the area of the actual room will typically be smaller than the product obtained by multiplying the stated length times width. All dimensions are approximate and may vary with actual construction, and all floor plans and development plans are subject to change.



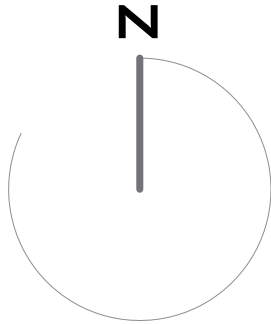
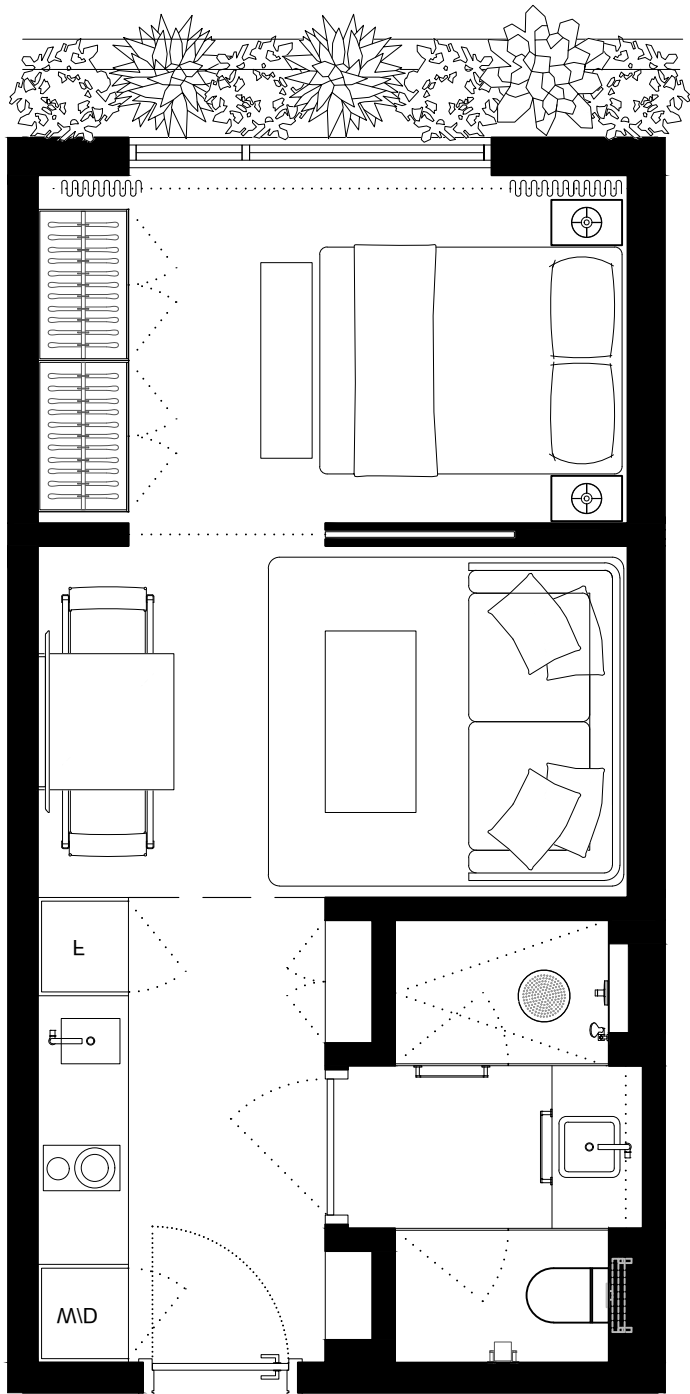
UNIT 329

STUDIO

INTERIOR387sqft/36m2

EXTERIORNO TERRACE

TOTAL387sqft/36m2

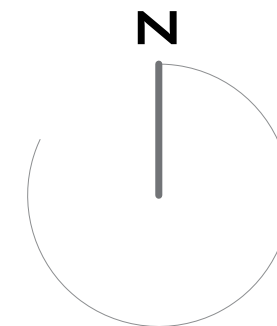
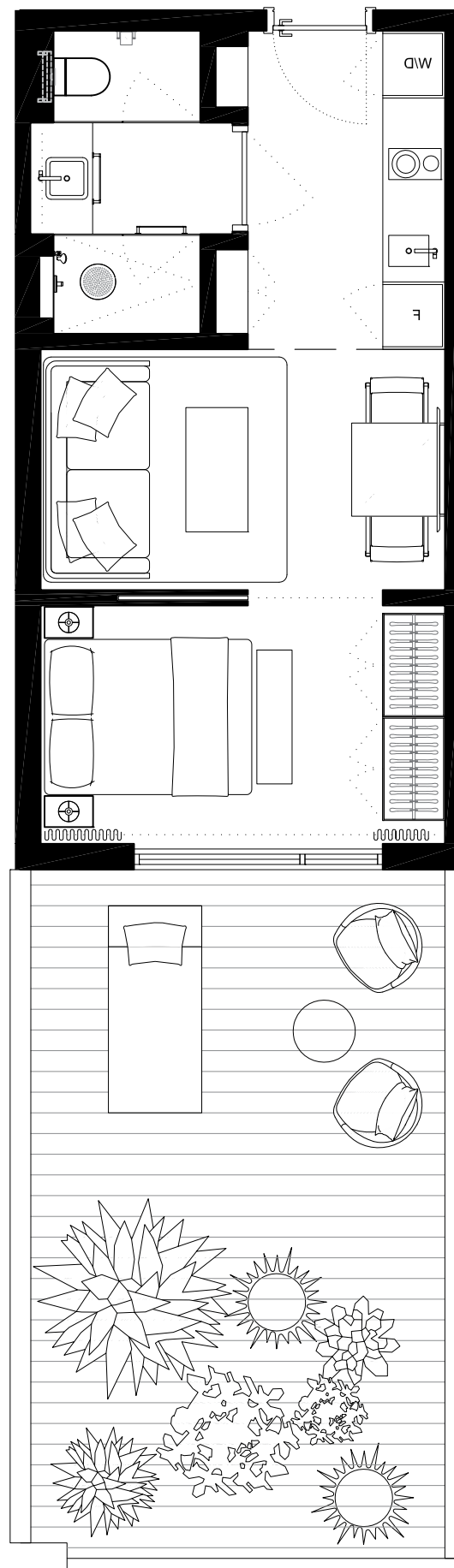


301	303	305	307		309	311	313	315	317	319	321	323	325	327	329		331	333	335	337
302	304	306	308	310	312				318		320	322	324	326	328	330	332	334	336	

These drawings are conceptual only and are for the convenience of reference. They should not be relied upon as representations, express or implied, of the final detail of the residences. Units shown are examples of unit types and may not depict actual units. Stated square footages are ranges for a particular unit type and are measured to the exterior boundaries of the exterior walls and the centerline of interior demising walls and in fact vary from the area that would be determined by using the description and definition of the unit set forth in the declaration (which generally only includes the interior airspace between the perimeter walls and excludes interior structural components). Note that measurements of rooms set forth on this floorplan are generally taken at the greatest points of each given room (as if the room were a perfect rectangle), without regards for any cutouts. Accordingly, the area of the actual room will typically be smaller than the product obtained by multiplying the stated length times width. All dimensions are approximate and may vary with actual construction, and all floor plans and development plans are subject to change.



INTERIOR	387sqft/36m2
EXTERIOR	317sqft/29,5m2
TOTAL	704sqft/65,5m2



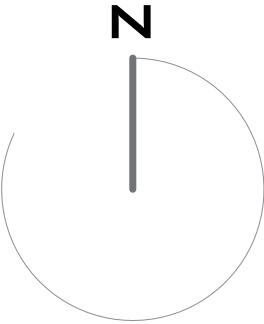
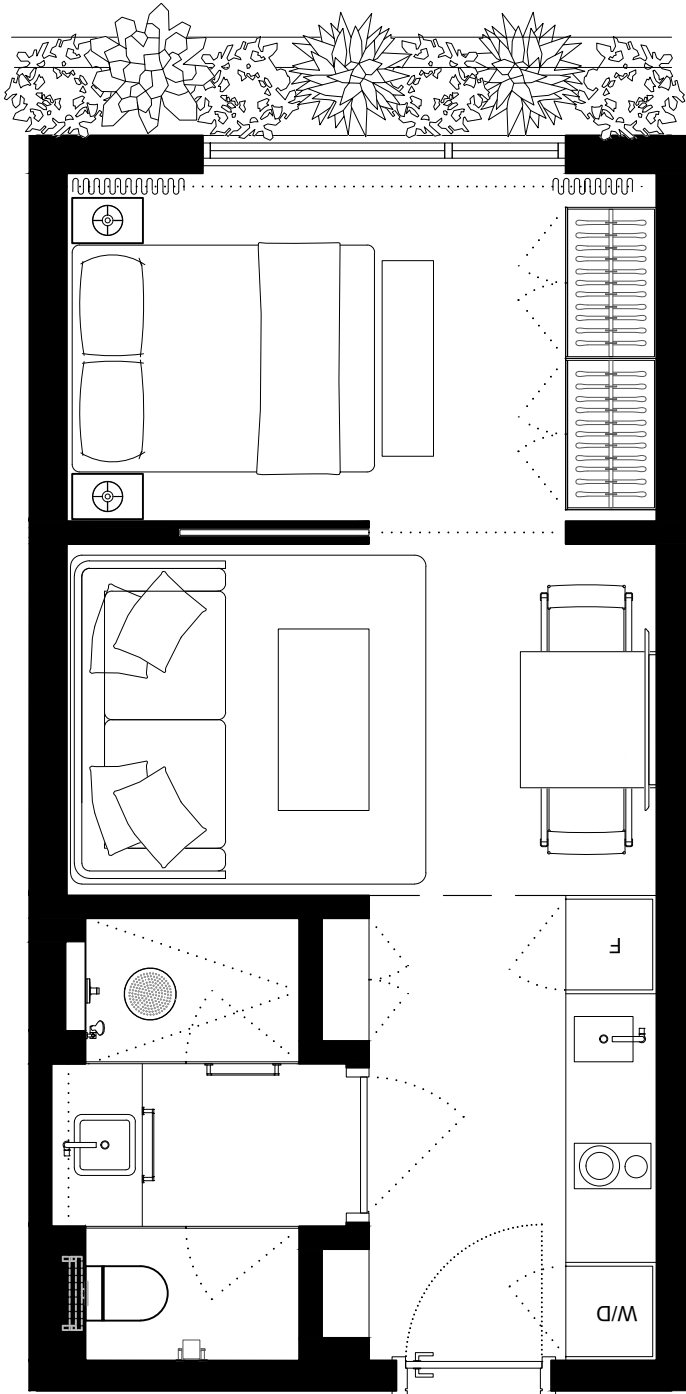
301	303	305	307		309	311	313	315	317	319	321	323	325	327	329		331	333	335	337	
302	304	306	308	310		312				318			320	322	324	326	328	330	332	334	336

These drawings are conceptual only and are for the convenience of reference. They should not be relied upon as representations, express or implied, of the final detail of the residences. Units shown are examples of unit types and may not depict actual units. Stated square footages are ranges for a particular unit type and are measured to the exterior boundaries of the exterior walls and the centerline of interior demising walls and in fact vary from the area that would be determined by using the description and definition of the unit set forth in the declaration (which generally only includes the interior airspace between the perimeter walls and excludes interior structural components). Note that measurements of rooms set forth on this floorplan are generally taken at the greatest points of each given room (as if the room were a perfect rectangle), without regards for any cutouts. Accordingly, the area of the actual room will typically be smaller than the product obtained by multiplying the stated length times width. All dimensions are approximate and may vary with actual construction, and all floor plans and development plans are subject to change.



UNIT 331
STUDIO

INTERIOR 387sqft/36m2
EXTERIOR NO TERRACE
TOTAL 387sqft/36m2



301	303	305	307		309	311	313	315	317	319	321	323	325	327	329		331	333	335	337
	302	304	306	308	310	312			318		320	322	324	326	328	330	332	334	336	

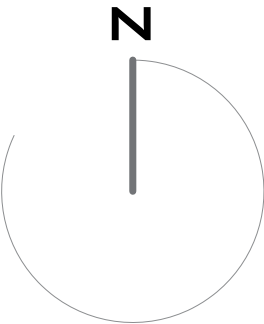
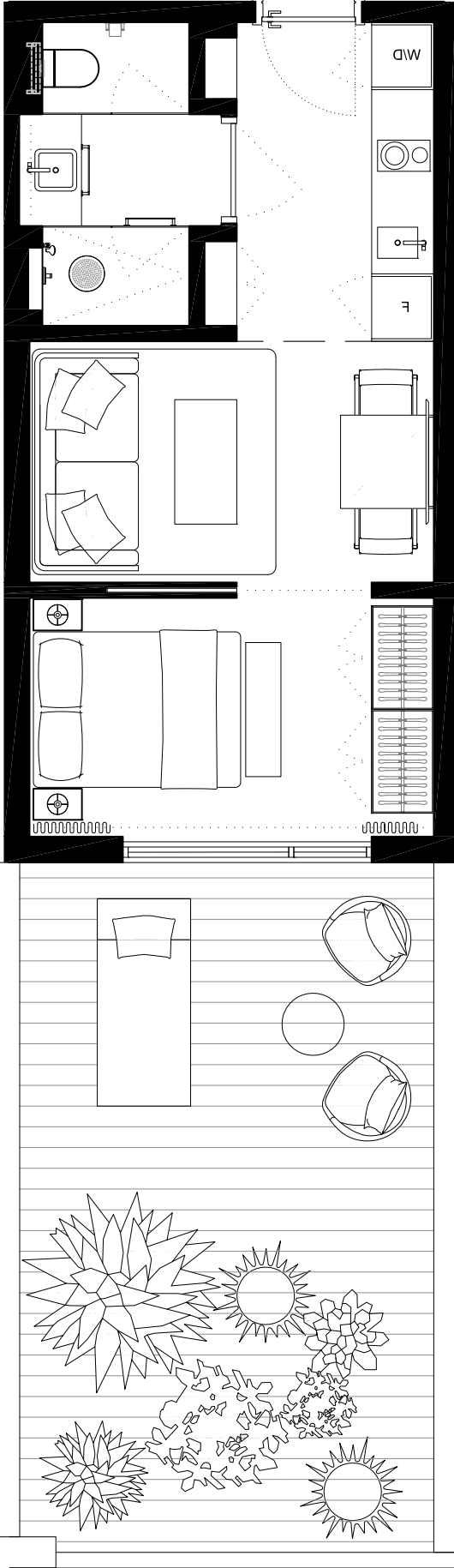
These drawings are conceptual only and are for the convenience of reference. They should not be relied upon as representations, express or implied, of the final detail of the residences. Units shown are examples of unit types and may not depict actual units. Stated square footages are ranges for a particular unit type and are measured to the exterior boundaries of the exterior walls and the centerline of interior demising walls and in fact vary from the area that would be determined by using the description and definition of the unit set forth in the declaration (which generally only includes the interior airspace between the perimeter walls and excludes interior structural components). Note that measurements of rooms set forth on this floorplan are generally taken at the greatest points of each given room (as if the room were a perfect rectangle), without regards for any cutouts. Accordingly, the area of the actual room will typically be smaller than the product obtained by multiplying the stated length times width. All dimensions are approximate and may vary with actual construction, and all floor plans and development plans are subject to change.



UNIT 332

STUDIO

INTERIOR 387sqft/36m2
EXTERIOR 317sqft/29,5m2
TOTAL 704sqft/65,5m2



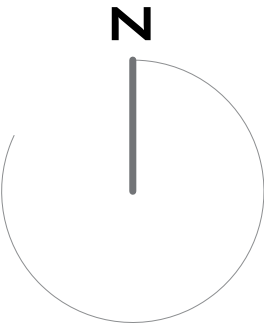
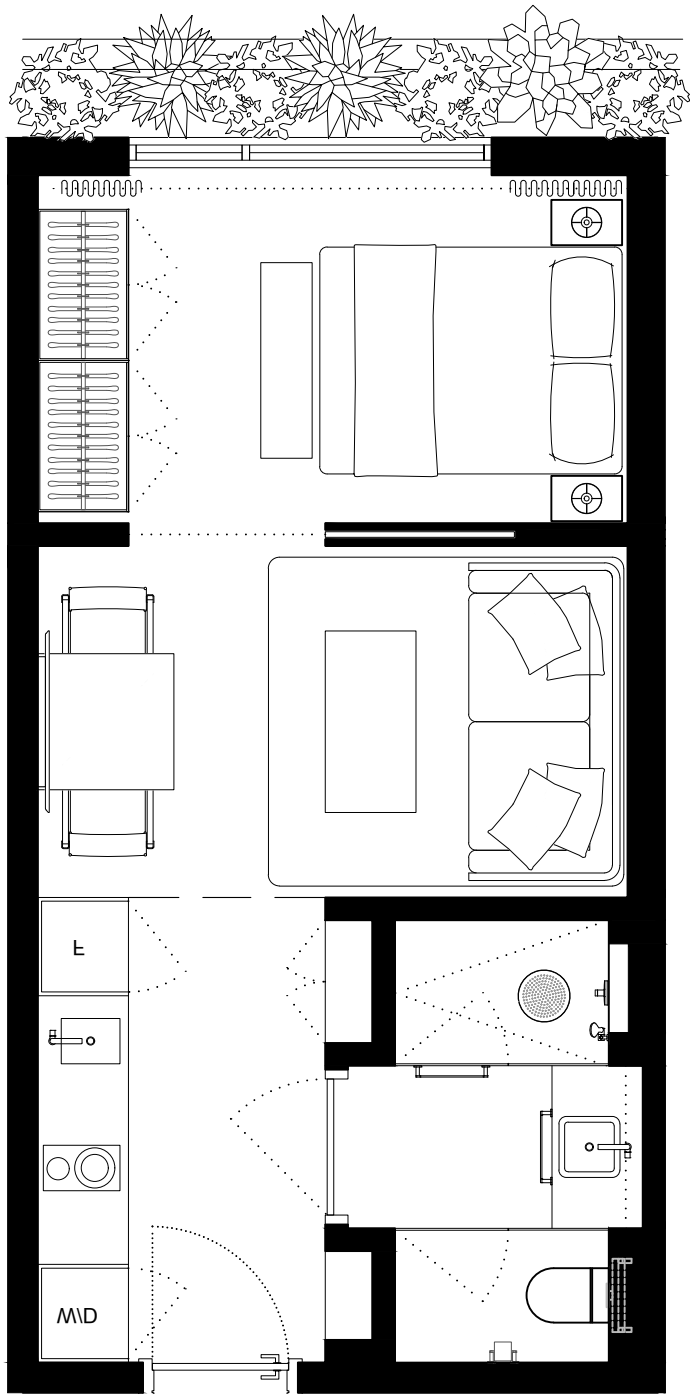
301	303	305	307	309	311	313	315	317	319	321	323	325	327	329	331	333	335	337
302	304	306	308	310	312	318	320	322	324	326	328	330	332	334	336			

These drawings are conceptual only and are for the convenience of reference. They should not be relied upon as representations, express or implied, of the final detail of the residences. Units shown are examples of unit types and may not depict actual units. Stated square footages are ranges for a particular unit type and are measured to the exterior boundaries of the exterior walls and the centerline of interior demising walls and in fact vary from the area that would be determined by using the description and definition of the unit set forth in the declaration (which generally only includes the interior airspace between the perimeter walls and excludes interior structural components). Note that measurements of rooms set forth on this floorplan are generally taken at the greatest points of each given room (as if the room were a perfect rectangle), without regards for any cutouts. Accordingly, the area of the actual room will typically be smaller than the product obtained by multiplying the stated length times width. All dimensions are approximate and may vary with actual construction, and all floor plans and development plans are subject to change.



UNIT 333
STUDIO

INTERIOR 387sqft/36m2
EXTERIOR NO TERRACE
TOTAL 387sqft/36m2



301	303	305	307		309	311	313	315	317	319	321	323	325	327	329		331	333	335	337
302	304	306	308	310	312				318			320	322	324	326	328	330	332	334	336

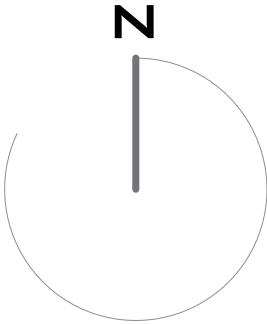
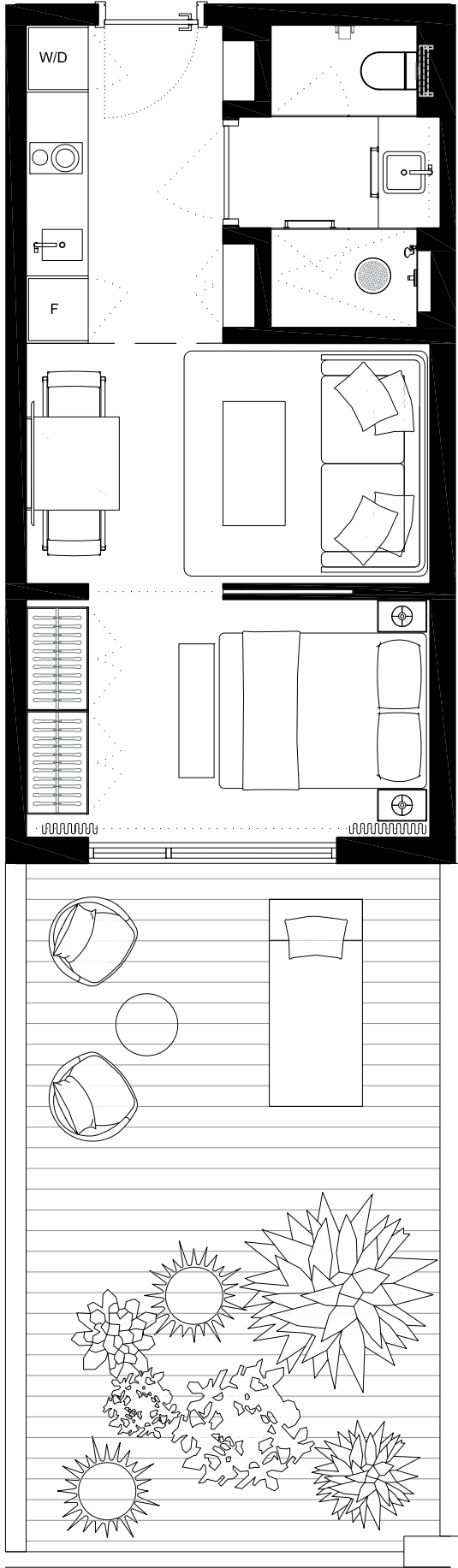
These drawings are conceptual only and are for the convenience of reference. They should not be relied upon as representations, express or implied, of the final detail of the residences. Units shown are examples of unit types and may not depict actual units. Stated square footages are ranges for a particular unit type and are measured to the exterior boundaries of the exterior walls and the centerline of interior demising walls and in fact vary from the area that would be determined by using the description and definition of the unit set forth in the declaration (which generally only includes the interior airspace between the perimeter walls and excludes interior structural components). Note that measurements of rooms set forth on this floorplan are generally taken at the greatest points of each given room (as if the room were a perfect rectangle), without regards for any cutouts. Accordingly, the area of the actual room will typically be smaller than the product obtained by multiplying the stated length times width. All dimensions are approximate and may vary with actual construction, and all floor plans and development plans are subject to change.



UNIT 334

STUDIO

INTERIOR 387sqft/36m2
EXTERIOR 317sqft/29,5m2
TOTAL 704sqft/65,5m2



301	303	305	307		309	311	313	315	317	319	321	323	325	327	329		331	333	335	337
302	304	306	308	310	312			318		320	322	324	326	328	330	332	334	336		

These drawings are conceptual only and are for the convenience of reference. They should not be relied upon as representations, express or implied, of the final detail of the residences. Units shown are examples of unit types and may not depict actual units. Stated square footages are ranges for a particular unit type and are measured to the exterior boundaries of the exterior walls and the centerline of interior demising walls and in fact vary from the area that would be determined by using the description and definition of the unit set forth in the declaration (which generally only includes the interior airspace between the perimeter walls and excludes interior structural components). Note that measurements of rooms set forth on this floorplan are generally taken at the greatest points of each given room (as if the room were a perfect rectangle), without regards for any cutouts. Accordingly, the area of the actual room will typically be smaller than the product obtained by multiplying the stated length times width. All dimensions are approximate and may vary with actual construction, and all floor plans and development plans are subject to change.



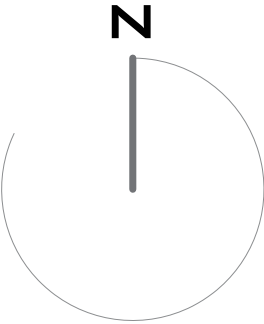
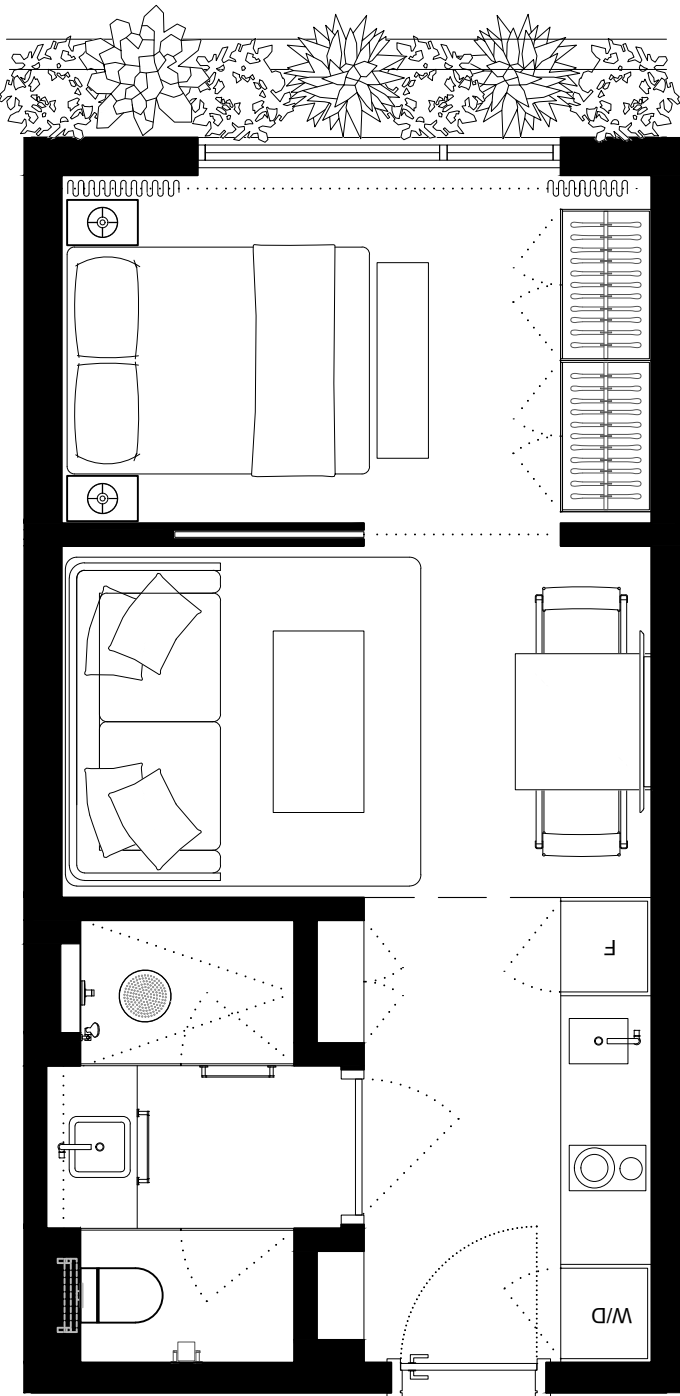
UNIT 335

STUDIO

INTERIOR387sqft/36m2

EXTERIORNO TERRACE

TOTAL387sqft/36m2



301	303	305	307		309	311	313	315	317	319	321	323	325	327	329		331	333	335	337
302	304	306	308	310	312			318		320	322	324	326	328	330	332	334	336		

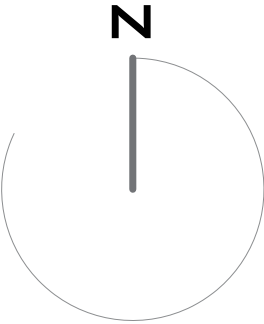
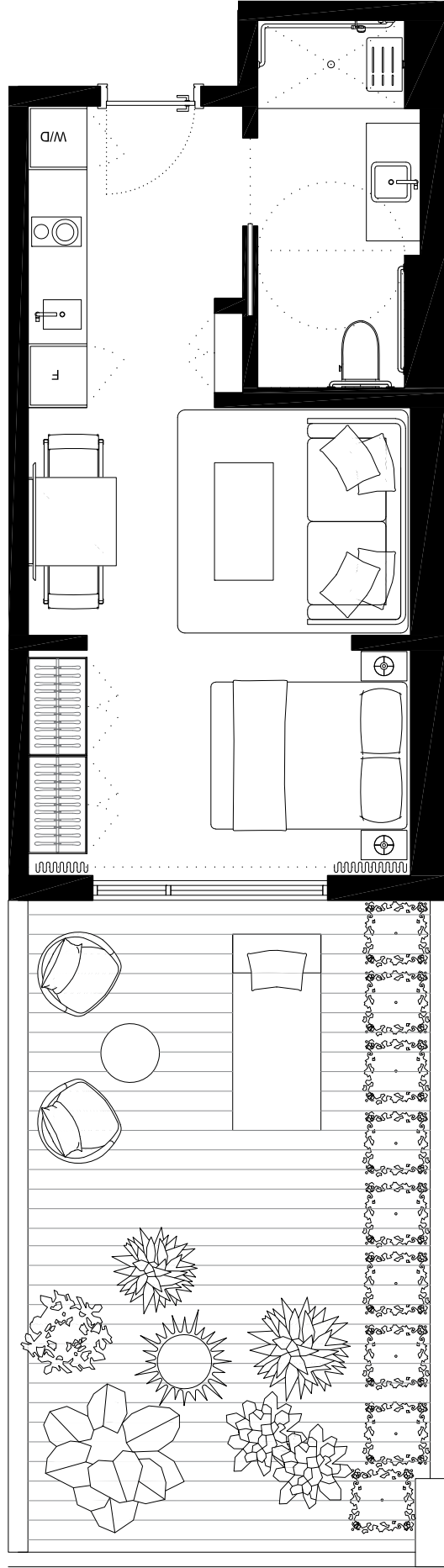
These drawings are conceptual only and are for the convenience of reference. They should not be relied upon as representations, express or implied, of the final detail of the residences. Units shown are examples of unit types and may not depict actual units. Stated square footages are ranges for a particular unit type and are measured to the exterior boundaries of the exterior walls and the centerline of interior demising walls and in fact vary from the area that would be determined by using the description and definition of the unit set forth in the declaration (which generally only includes the interior airspace between the perimeter walls and excludes interior structural components). Note that measurements of rooms set forth on this floorplan are generally taken at the greatest points of each given room (as if the room were a perfect rectangle), without regards for any cutouts. Accordingly, the area of the actual room will typically be smaller than the product obtained by multiplying the stated length times width. All dimensions are approximate and may vary with actual construction, and all floor plans and development plans are subject to change.



UNIT 336

STUDIO

INTERIOR 420sqft/39m2
EXTERIOR 323sqft/30m2
TOTAL 743sqft/69m2



301	303	305	307		309	311	313	315	317	319	321	323	325	327	329		331	333	335	337
	302	304	306	308	310	312			318		320	322	324	326	328	330	332	334	336	

These drawings are conceptual only and are for the convenience of reference. They should not be relied upon as representations, express or implied, of the final detail of the residences. Units shown are examples of unit types and may not depict actual units. Stated square footages are ranges for a particular unit type and are measured to the exterior boundaries of the exterior walls and the centerline of interior demising walls and in fact vary from the area that would be determined by using the description and definition of the unit set forth in the declaration (which generally only includes the interior airspace between the perimeter walls and excludes interior structural components). Note that measurements of rooms set forth on this floorplan are generally taken at the greatest points of each given room (as if the room were a perfect rectangle), without regards for any cutouts. Accordingly, the area of the actual room will typically be smaller than the product obtained by multiplying the stated length times width. All dimensions are approximate and may vary with actual construction, and all floor plans and development plans are subject to change.



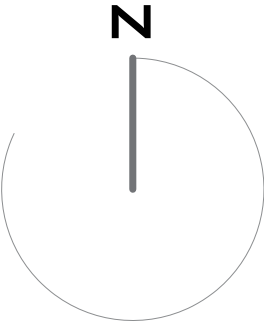
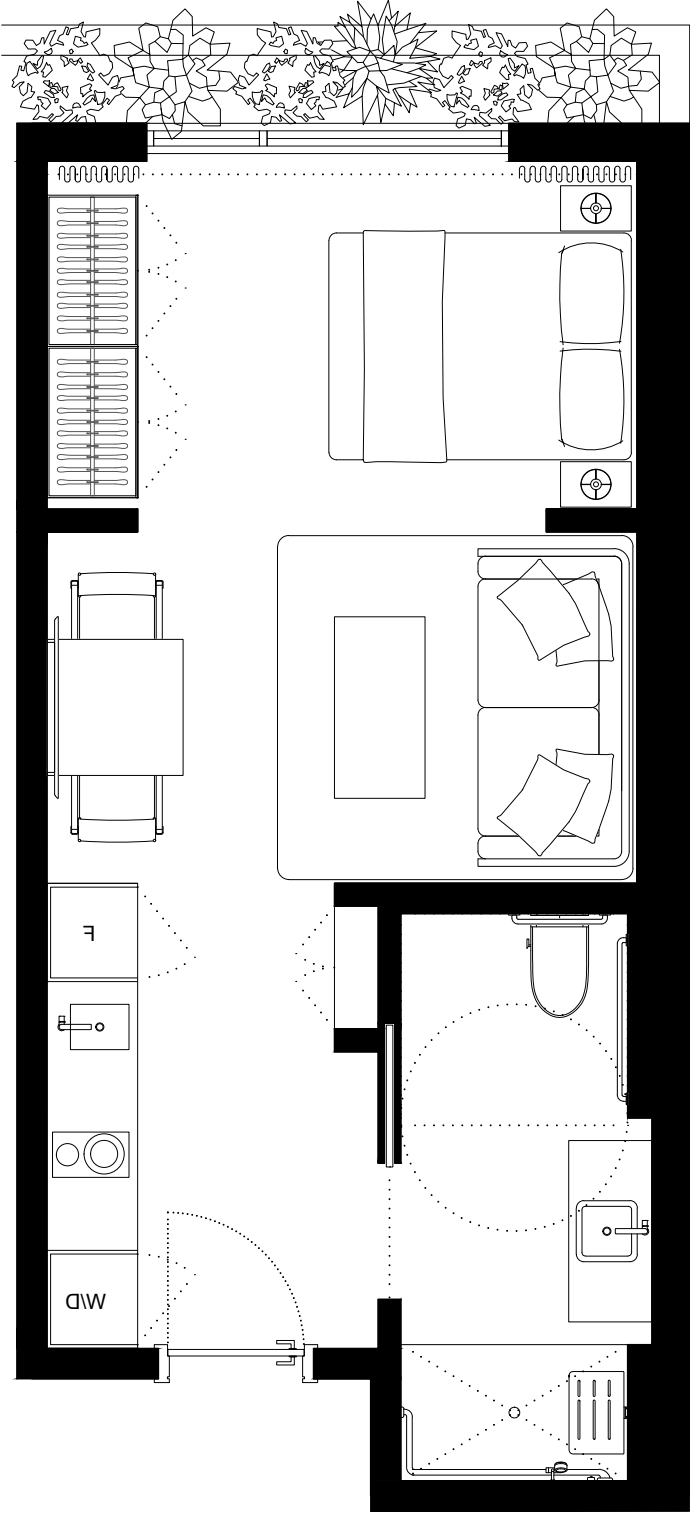
UNIT 337

STUDIO

INTERIOR420sqft/39m2

EXTERIORNO TERRACE

TOTAL420sqft/39m2



301	303	305	307		309	311	313	315	317	319	321	323	325	327	329		331	333	335	337
302	304	306	308	310	312			318		320	322	324	326	328	330	332	334	336		

These drawings are conceptual only and are for the convenience of reference. They should not be relied upon as representations, express or implied, of the final detail of the residences. Units shown are examples of unit types and may not depict actual units. Stated square footages are ranges for a particular unit type and are measured to the exterior boundaries of the exterior walls and the centerline of interior demising walls and in fact vary from the area that would be determined by using the description and definition of the unit set forth in the declaration (which generally only includes the interior airspace between the perimeter walls and excludes interior structural components). Note that measurements of rooms set forth on this floorplan are generally taken at the greatest points of each given room (as if the room were a perfect rectangle), without regards for any cutouts. Accordingly, the area of the actual room will typically be smaller than the product obtained by multiplying the stated length times width. All dimensions are approximate and may vary with actual construction, and all floor plans and development plans are subject to change.



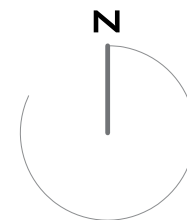
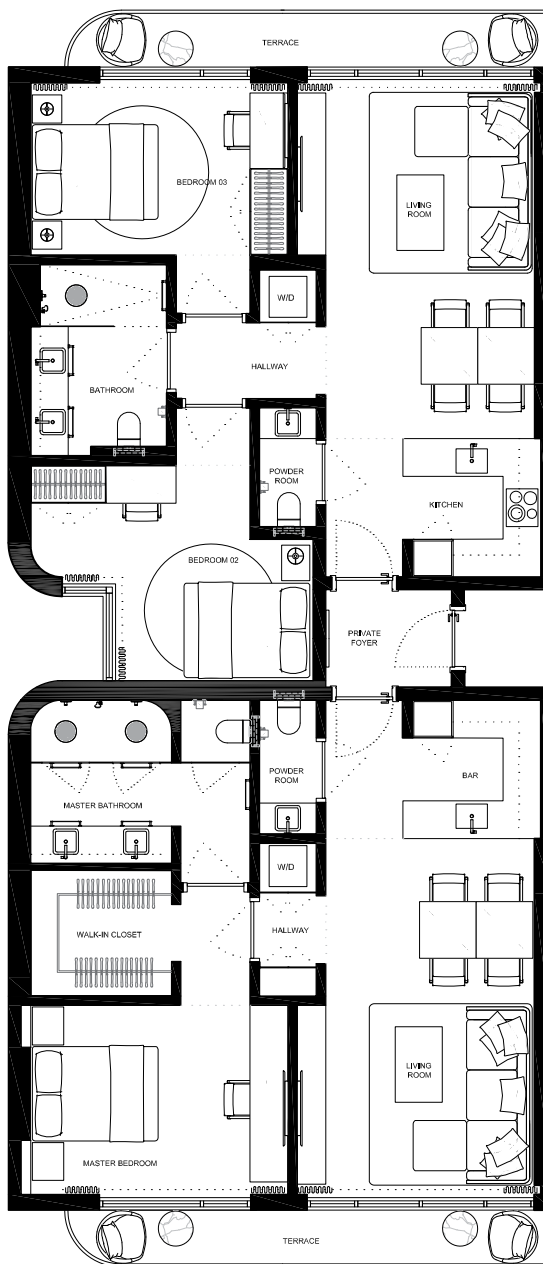
UNIT 01

**3 BED+2 BATH+
2 1/2 BATH**

INTERIOR 1676SQFT/155,7M2

EXTERIOR 150SQFT/13,9M2

TOTAL 1826SQFT/169,6M2



01	03	05	07	09	11	13	15	17
02	04	06	08	10	12	14	16	

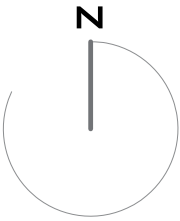
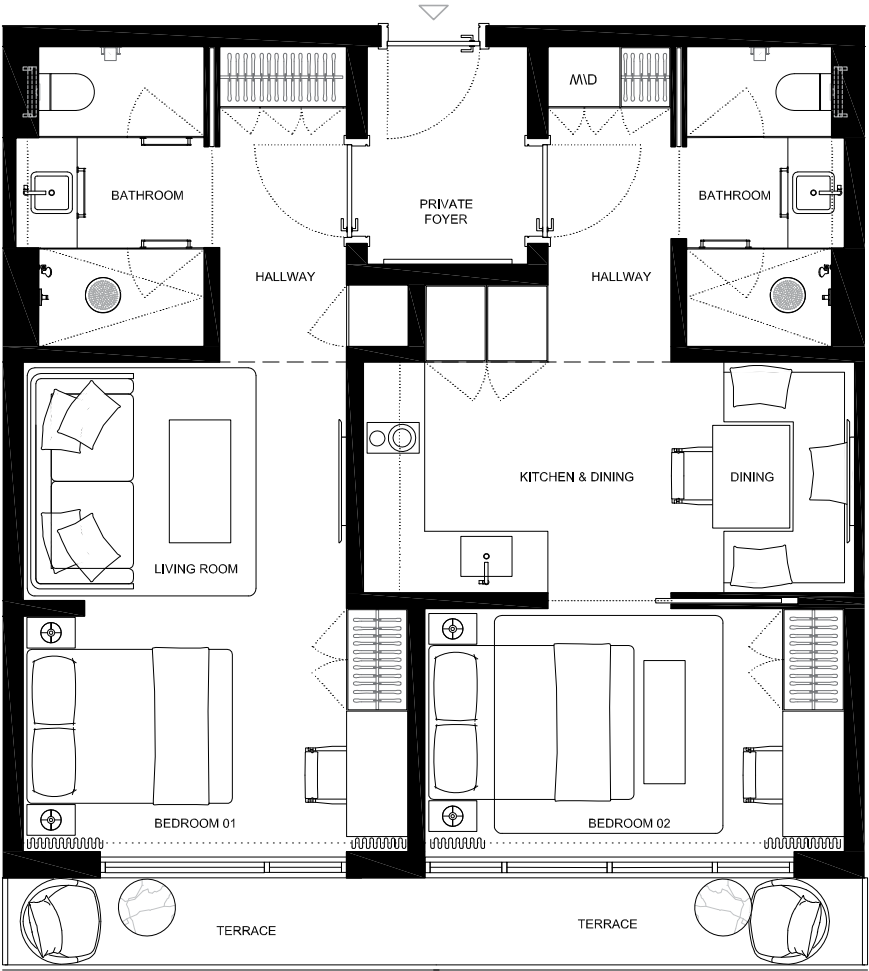
These drawings are conceptual only and are for the convenience of reference. They should not be relied upon as representations, express or implied, of the final detail of the residences. Units shown are examples of unit types and may not depict actual units. Stated square footages are ranges for a particular unit type and are measured to the exterior boundaries of the exterior walls and the centerline of interior demising walls and in fact vary from the area that would be determined by using the description and definition of the unit set forth in the declaration (which generally only includes the interior airspace between the perimeter walls and excludes interior structural components). Note that measurements of rooms set forth on this floorplan are generally taken at the greatest points of each given room (as if the room were a perfect rectangle), without regards for any cutouts. Accordingly, the area of the actual room will typically be smaller than the product obtained by multiplying the stated length times width. All dimensions are approximate and may vary with actual construction, and all floor plans and development plans are subject to change.



UNIT 02

2 BED + 2 BATH

INTERIOR	774sqft/72m2
EXTERIOR	84sqft/7,7m2
TOTAL	854sqft/79,7m2



01	03	05	07	09	11	13	15	17
	02	04	06	08	10	12	14	16

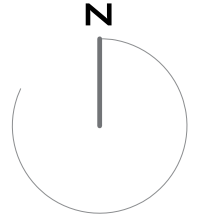
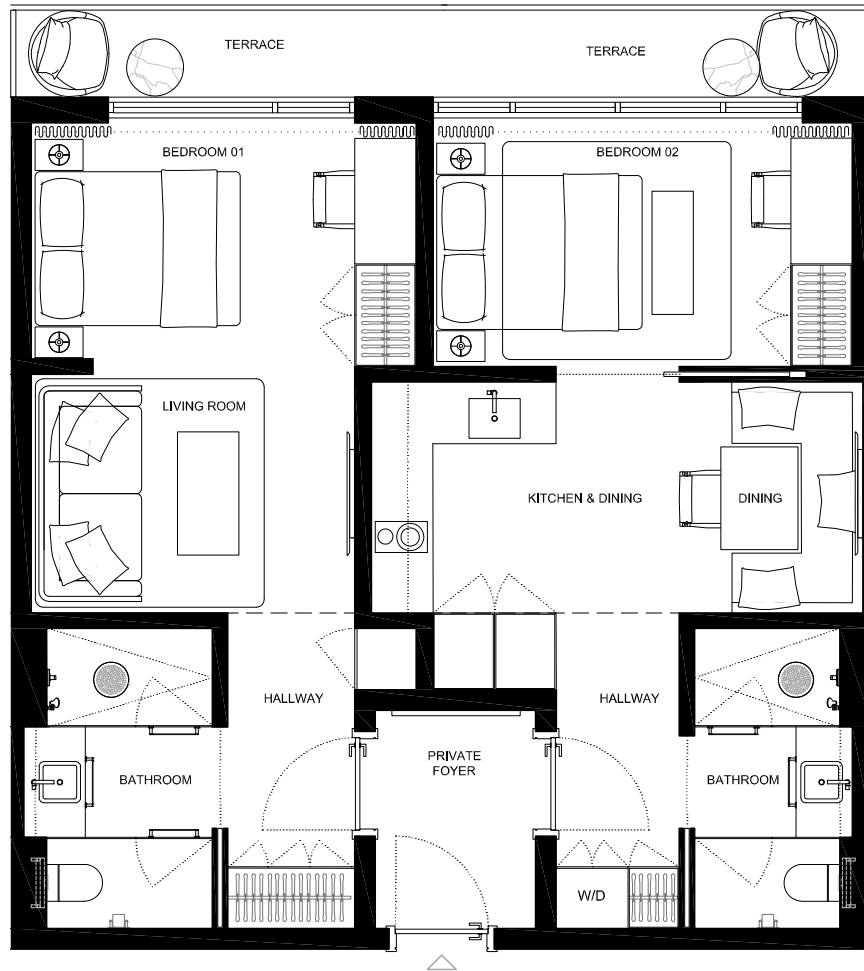
These drawings are conceptual only and are for the convenience of reference. They should not be relied upon as representations, express or implied, of the final detail of the residences. Units shown are examples of unit types and may not depict actual units. Stated square footages are ranges for a particular unit type and are measured to the exterior boundaries of the exterior walls and the centerline of interior demising walls and in fact vary from the area that would be determined by using the description and definition of the unit set forth in the declaration (which generally only includes the interior airspace between the perimeter walls and excludes interior structural components). Note that measurements of rooms set forth on this floorplan are generally taken at the greatest points of each given room (as if the room were a perfect rectangle), without regards for any cutouts. Accordingly, the area of the actual room will typically be smaller than the product obtained by multiplying the stated length times width. All dimensions are approximate and may vary with actual construction, and all floor plans and development plans are subject to change.



UNIT 03

2 BED + 2 BATH

INTERIOR 774sqft/72m²
 EXTERIOR 84sqft/7,7m²
 TOTAL 854sqft/79,7m²



01	03	05	07	09	11	13	15	17
	02	04	06	08	10	12	14	16

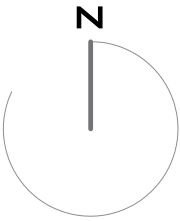
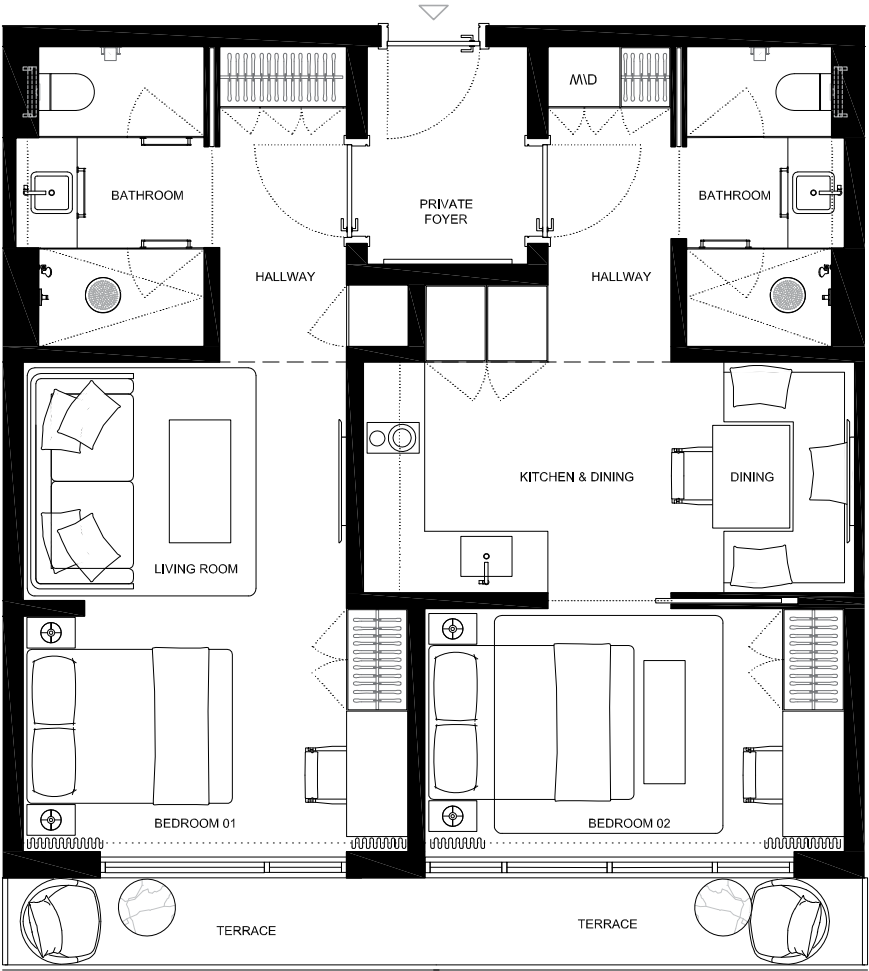
These drawings are conceptual only and are for the convenience of reference. They should not be relied upon as representations, express or implied, of the final detail of the residences. Units shown are examples of unit types and may not depict actual units. Stated square footages are ranges for a particular unit type and are measured to the exterior boundaries of the exterior walls and the centerline of interior demising walls and in fact vary from the area that would be determined by using the description and definition of the unit set forth in the declaration (which generally only includes the interior airspace between the perimeter walls and excludes interior structural components). Note that measurements of rooms set forth on this floorplan are generally taken at the greatest points of each given room (as if the room were a perfect rectangle), without regards for any cutouts. Accordingly, the area of the actual room will typically be smaller than the product obtained by multiplying the stated length times width. All dimensions are approximate and may vary with actual construction, and all floor plans and development plans are subject to change.



UNIT 04

2 BED + 2 BATH

INTERIOR	774sqft/72m2
EXTERIOR	84sqft/7,7m2
TOTAL	854sqft/79,7m2



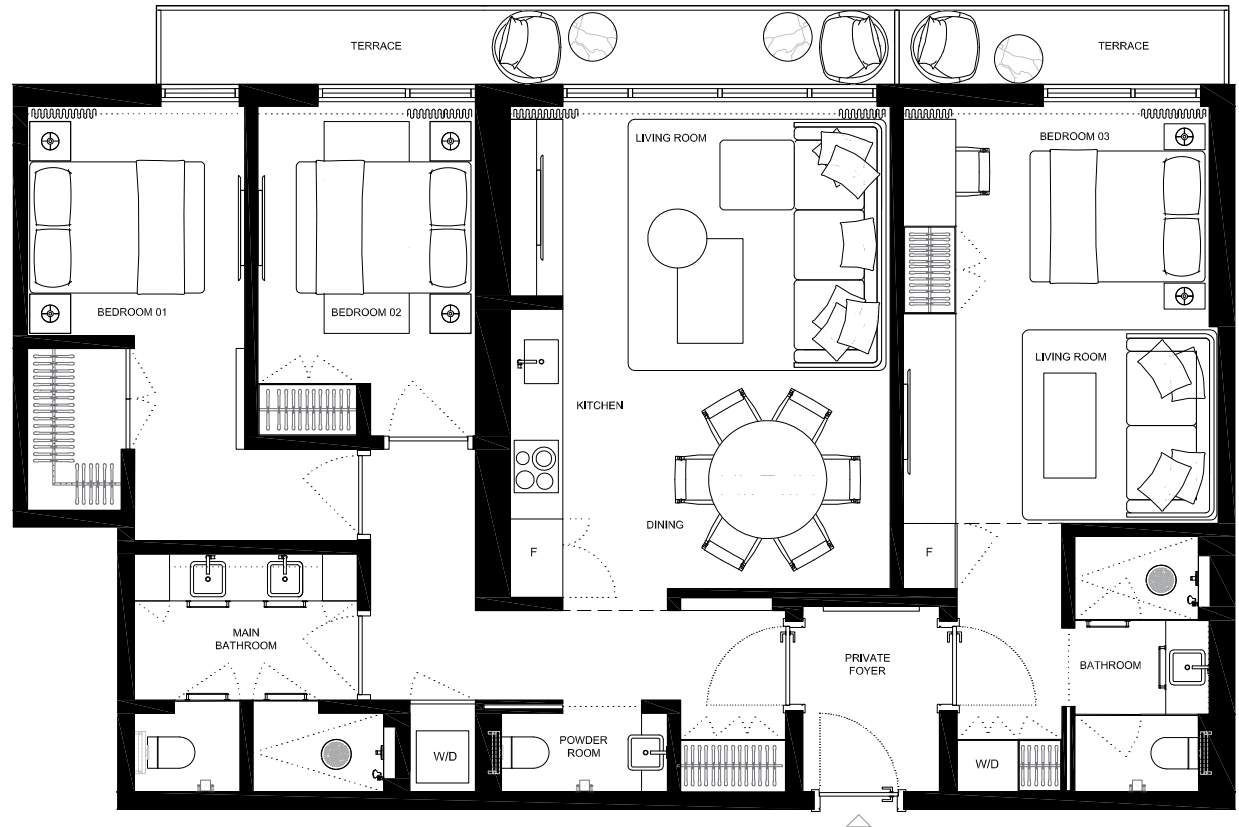
01	03	05	07	09	11	13	15	17
02	04	06	08	10	12	14	16	

These drawings are conceptual only and are for the convenience of reference. They should not be relied upon as representations, express or implied, of the final detail of the residences. Units shown are examples of unit types and may not depict actual units. Stated square footages are ranges for a particular unit type and are measured to the exterior boundaries of the exterior walls and the centerline of interior demising walls and in fact vary from the area that would be determined by using the description and definition of the unit set forth in the declaration (which generally only includes the interior airspace between the perimeter walls and excludes interior structural components). Note that measurements of rooms set forth on this floorplan are generally taken at the greatest points of each given room (as if the room were a perfect rectangle), without regards for any cutouts. Accordingly, the area of the actual room will typically be smaller than the product obtained by multiplying the stated length times width. All dimensions are approximate and may vary with actual construction, and all floor plans and development plans are subject to change.

UNIT 05

**3 BED+2 BATH+
 2 1/2 BATH**

INTERIOR 1233sqft/114,6m²
 EXTERIOR 127sqft/11,8m²
 TOTAL 1360sqft/126,4m²



01	03	05	07	09	11	13	15	17
	02	04	06	08	10	12	14	16



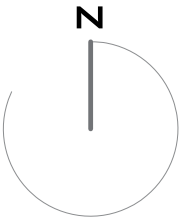
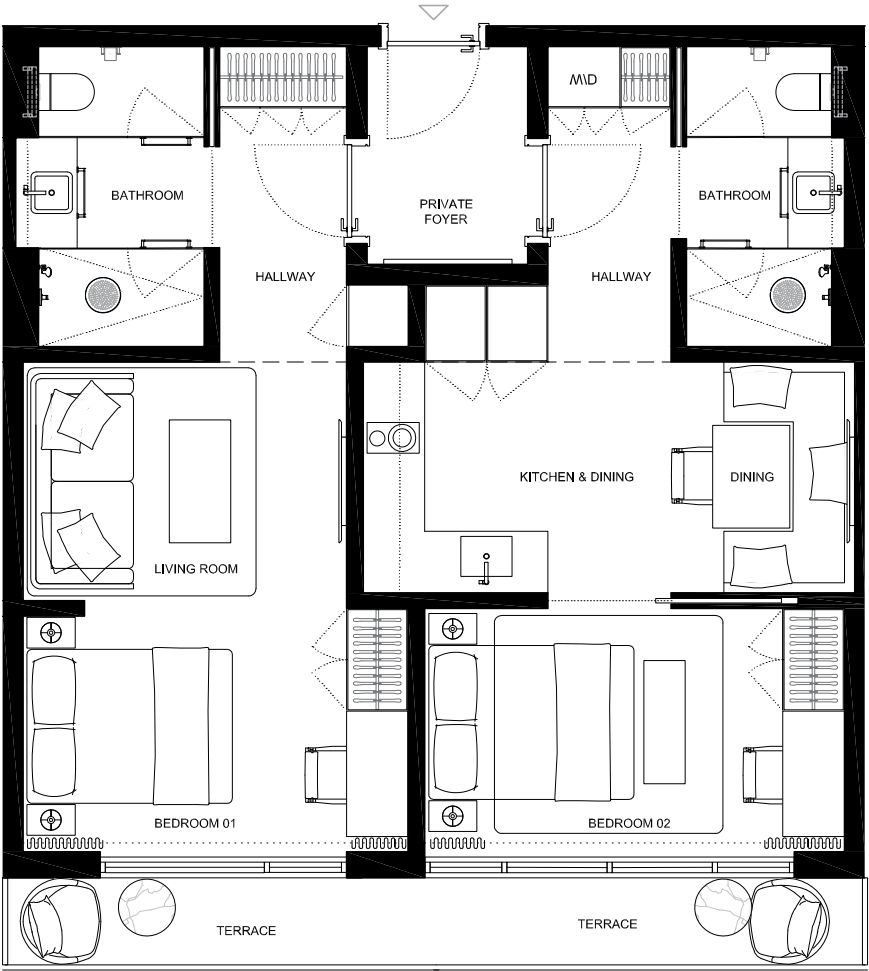
These drawings are conceptual only and are for the convenience of reference. They should not be relied upon as representations, express or implied, of the final detail of the residences. Units shown are examples of unit types and may not depict actual units. Stated square footages are ranges for a particular unit type and are measured to the exterior boundaries of the exterior walls and the centerline of interior demising walls and in fact vary from the area that would be determined by using the description and definition of the unit set forth in the declaration (which generally only includes the interior airspace between the perimeter walls and excludes interior structural components). Note that measurements of rooms set forth on this floorplan are generally taken at the greatest points of each given room (as if the room were a perfect rectangle), without regards for any cutouts. Accordingly, the area of the actual room will typically be smaller than the product obtained by multiplying the stated length times width. All dimensions are approximate and may vary with actual construction, and all floor plans and development plans are subject to change.



UNIT 06

2 BED + 2 BATH

INTERIOR	774sqft/72m2
EXTERIOR	84sqft/7,7m2
TOTAL	854sqft/79,7m2



01	03	05	07	09	11	13	15	17
	02	04	06	08	10	12	14	16

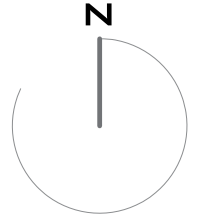
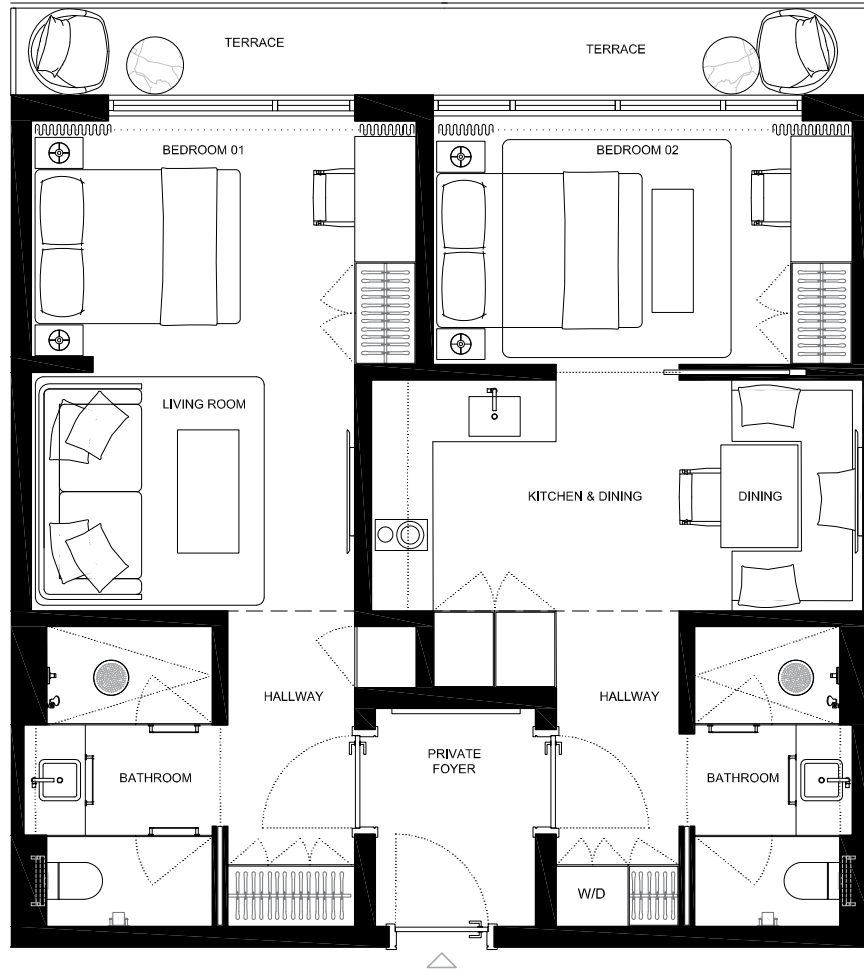
These drawings are conceptual only and are for the convenience of reference. They should not be relied upon as representations, express or implied, of the final detail of the residences. Units shown are examples of unit types and may not depict actual units. Stated square footages are ranges for a particular unit type and are measured to the exterior boundaries of the exterior walls and the centerline of interior demising walls and in fact vary from the area that would be determined by using the description and definition of the unit set forth in the declaration (which generally only includes the interior airspace between the perimeter walls and excludes interior structural components). Note that measurements of rooms set forth on this floorplan are generally taken at the greatest points of each given room (as if the room were a perfect rectangle), without regards for any cutouts. Accordingly, the area of the actual room will typically be smaller than the product obtained by multiplying the stated length times width. All dimensions are approximate and may vary with actual construction, and all floor plans and development plans are subject to change.



UNIT 07

2 BED + 2 BATH

INTERIOR 774sqft/72m²
 EXTERIOR 84sqft/7,7m²
 TOTAL 854sqft/79,7m²



01	03	05	07	09	11	13	15	17
	02	04	06	08	10	12	14	16

These drawings are conceptual only and are for the convenience of reference. They should not be relied upon as representations, express or implied, of the final detail of the residences. Units shown are examples of unit types and may not depict actual units. Stated square footages are ranges for a particular unit type and are measured to the exterior boundaries of the exterior walls and the centerline of interior demising walls and in fact vary from the area that would be determined by using the description and definition of the unit set forth in the declaration (which generally only includes the interior airspace between the perimeter walls and excludes interior structural components). Note that measurements of rooms set forth on this floorplan are generally taken at the greatest points of each given room (as if the room were a perfect rectangle), without regards for any cutouts. Accordingly, the area of the actual room will typically be smaller than the product obtained by multiplying the stated length times width. All dimensions are approximate and may vary with actual construction, and all floor plans and development plans are subject to change.

EDGEWATER MIAMI

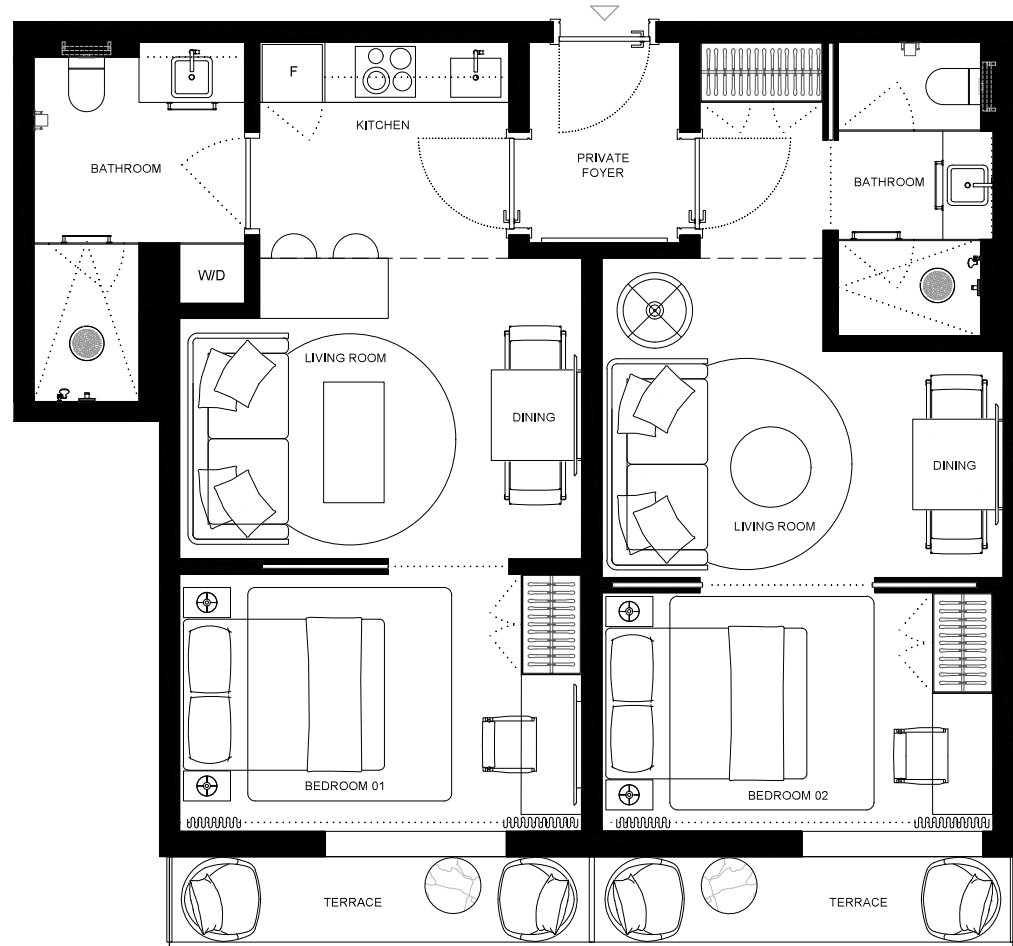
VIDA[®]

RESIDENCES

UNIT 08

2 BED + 2 BATH

INTERIOR 849SQFT/78,9M2
 EXTERIOR 134SQFT/12,4M2
 TOTAL 983SQFT/91,3M2



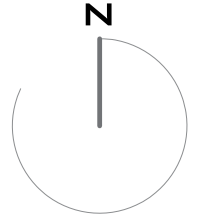
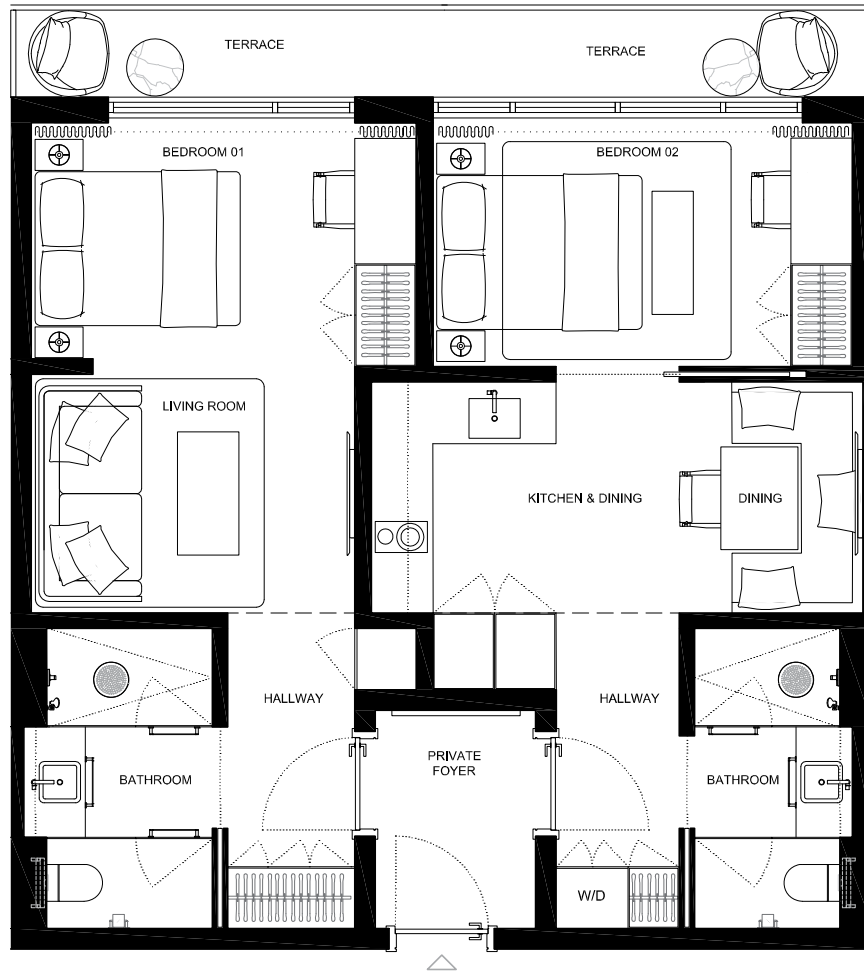
01	03	05	07	09	11	13	15	17
	02	04	06	08	10	12	14	16

These drawings are conceptual only and are for the convenience of reference. They should not be relied upon as representations, express or implied, of the final detail of the residences. Units shown are examples of unit types and may not depict actual units. Stated square footages are ranges for a particular unit type and are measured to the exterior boundaries of the exterior walls and the centerline of interior demising walls and in fact vary from the area that would be determined by using the description and definition of the unit set forth in the declaration (which generally only includes the interior airspace between the perimeter walls and excludes interior structural components). Note that measurements of rooms set forth on this floorplan are generally taken at the greatest points of each given room (as if the room were a perfect rectangle), without regards for any cutouts. Accordingly, the area of the actual room will typically be smaller than the product obtained by multiplying the stated length times width. All dimensions are approximate and may vary with actual construction, and all floor plans and development plans are subject to change.

UNIT 09

2 BED + 2 BATH

INTERIOR 774sqft/72m²
 EXTERIOR 84sqft/7,7m²
 TOTAL 854sqft/79,7m²



01	03	05	07	09	11	13	15	17
	02	04	06	08	10	12	14	16

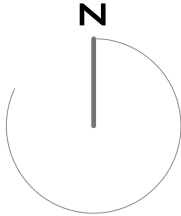
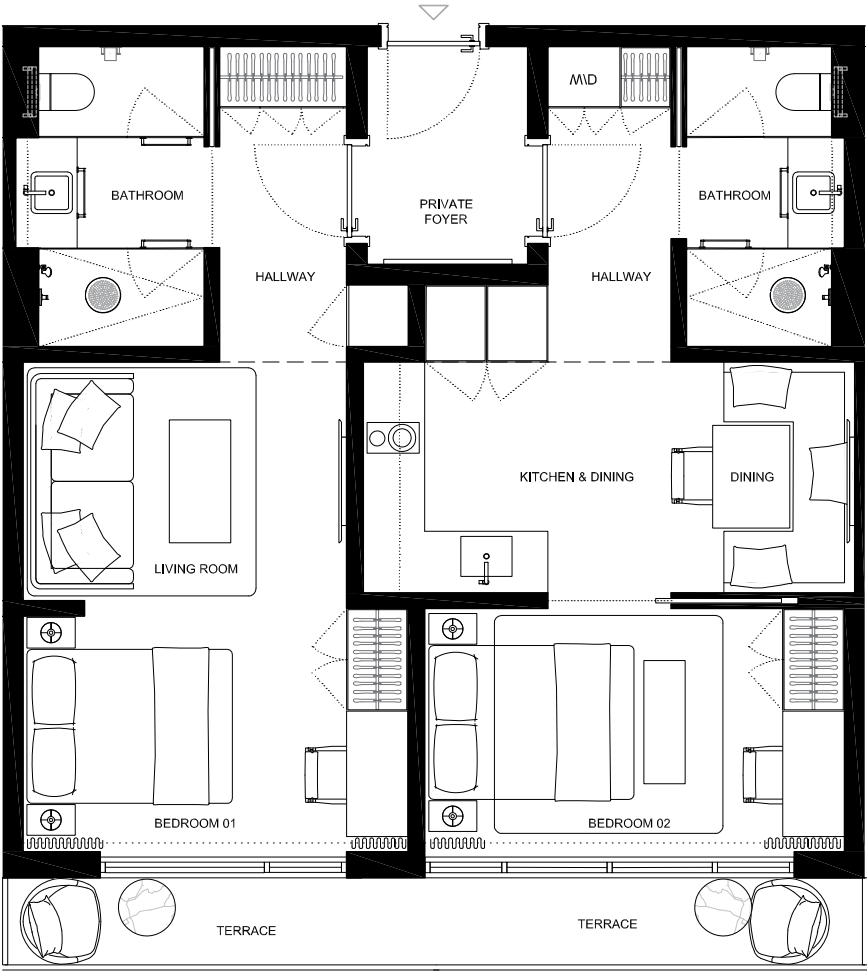
These drawings are conceptual only and are for the convenience of reference. They should not be relied upon as representations, express or implied, of the final detail of the residences. Units shown are examples of unit types and may not depict actual units. Stated square footages are ranges for a particular unit type and are measured to the exterior boundaries of the exterior walls and the centerline of interior demising walls and in fact vary from the area that would be determined by using the description and definition of the unit set forth in the declaration (which generally only includes the interior airspace between the perimeter walls and excludes interior structural components). Note that measurements of rooms set forth on this floorplan are generally taken at the greatest points of each given room (as if the room were a perfect rectangle), without regards for any cutouts. Accordingly, the area of the actual room will typically be smaller than the product obtained by multiplying the stated length times width. All dimensions are approximate and may vary with actual construction, and all floor plans and development plans are subject to change.



UNIT 10

2 BED + 2 BATH

INTERIOR	774sqft/72m2
EXTERIOR	84sqft/7,7m2
TOTAL	854sqft/79,7m2



01	03	05	07	09	11	13	15	17
	02	04	06	08	10	12	14	16

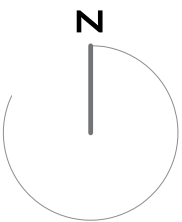
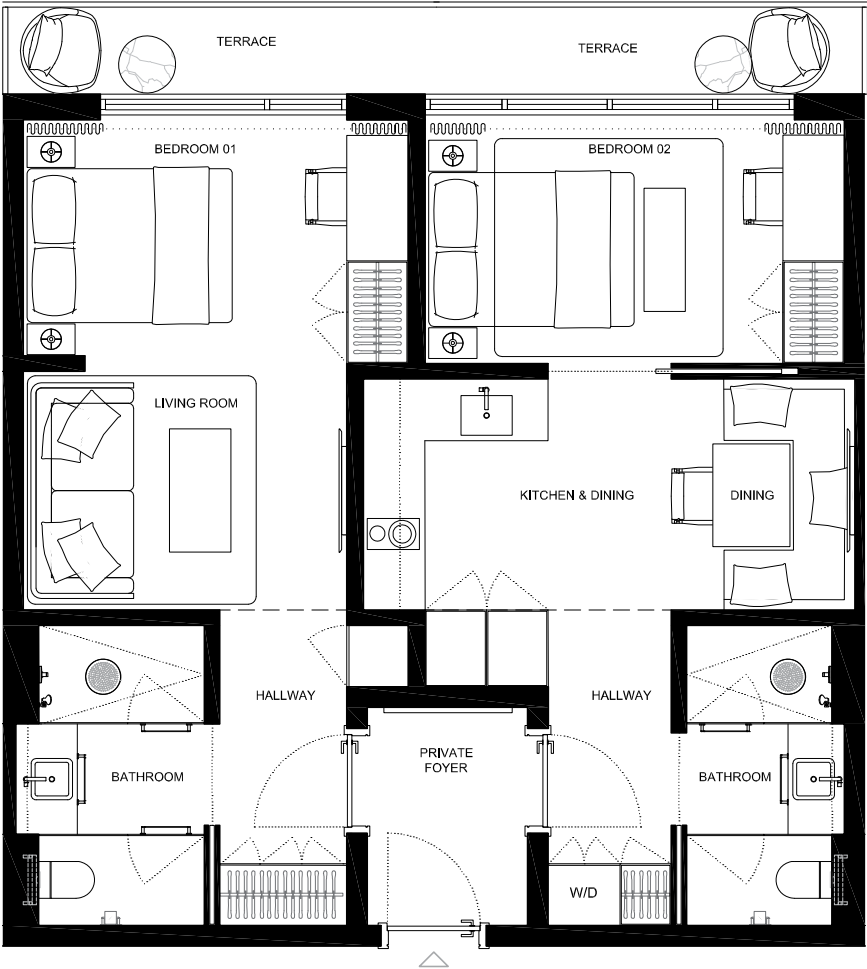
These drawings are conceptual only and are for the convenience of reference. They should not be relied upon as representations, express or implied, of the final detail of the residences. Units shown are examples of unit types and may not depict actual units. Stated square footages are ranges for a particular unit type and are measured to the exterior boundaries of the exterior walls and the centerline of interior demising walls and in fact vary from the area that would be determined by using the description and definition of the unit set forth in the declaration (which generally only includes the interior airspace between the perimeter walls and excludes interior structural components). Note that measurements of rooms set forth on this floorplan are generally taken at the greatest points of each given room (as if the room were a perfect rectangle), without regards for any cutouts. Accordingly, the area of the actual room will typically be smaller than the product obtained by multiplying the stated length times width. All dimensions are approximate and may vary with actual construction, and all floor plans and development plans are subject to change.



UNIT 11

2 BED + 2 BATH

INTERIOR	774sqft/72m2
EXTERIOR	84sqft/7,7m2
TOTAL	854sqft/79,7m2



01	03	05	07	09	11	13	15	17
	02	04	06	08	10	12	14	16

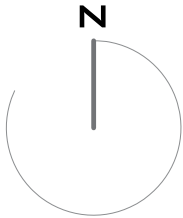
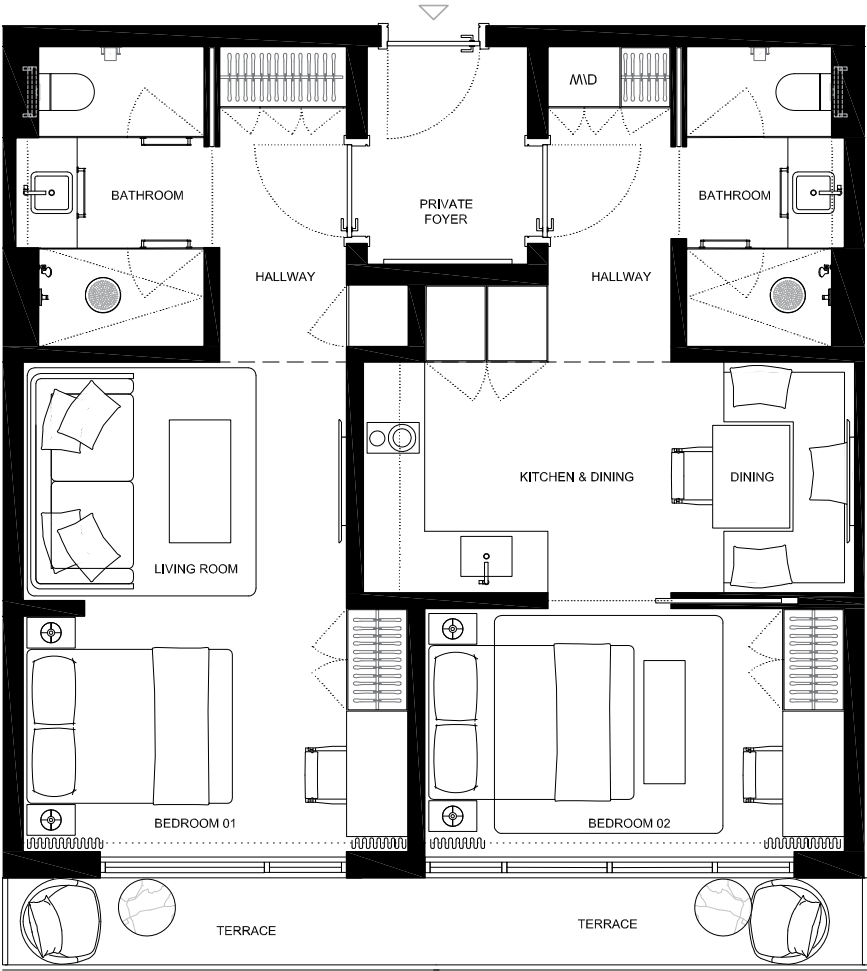
These drawings are conceptual only and are for the convenience of reference. They should not be relied upon as representations, express or implied, of the final detail of the residences. Units shown are examples of unit types and may not depict actual units. Stated square footages are ranges for a particular unit type and are measured to the exterior boundaries of the exterior walls and the centerline of interior demising walls and in fact vary from the area that would be determined by using the description and definition of the unit set forth in the declaration (which generally only includes the interior airspace between the perimeter walls and excludes interior structural components). Note that measurements of rooms set forth on this floorplan are generally taken at the greatest points of each given room (as if the room were a perfect rectangle), without regards for any cutouts. Accordingly, the area of the actual room will typically be smaller than the product obtained by multiplying the stated length times width. All dimensions are approximate and may vary with actual construction, and all floor plans and development plans are subject to change.



UNIT 12

2 BED + 2 BATH

INTERIOR	774sqft/72m2
EXTERIOR	84sqft/7,7m2
TOTAL	854sqft/79,7m2



01	03	05	07	09	11	13	15	17
	02	04	06	08	10	12	14	16

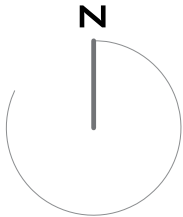
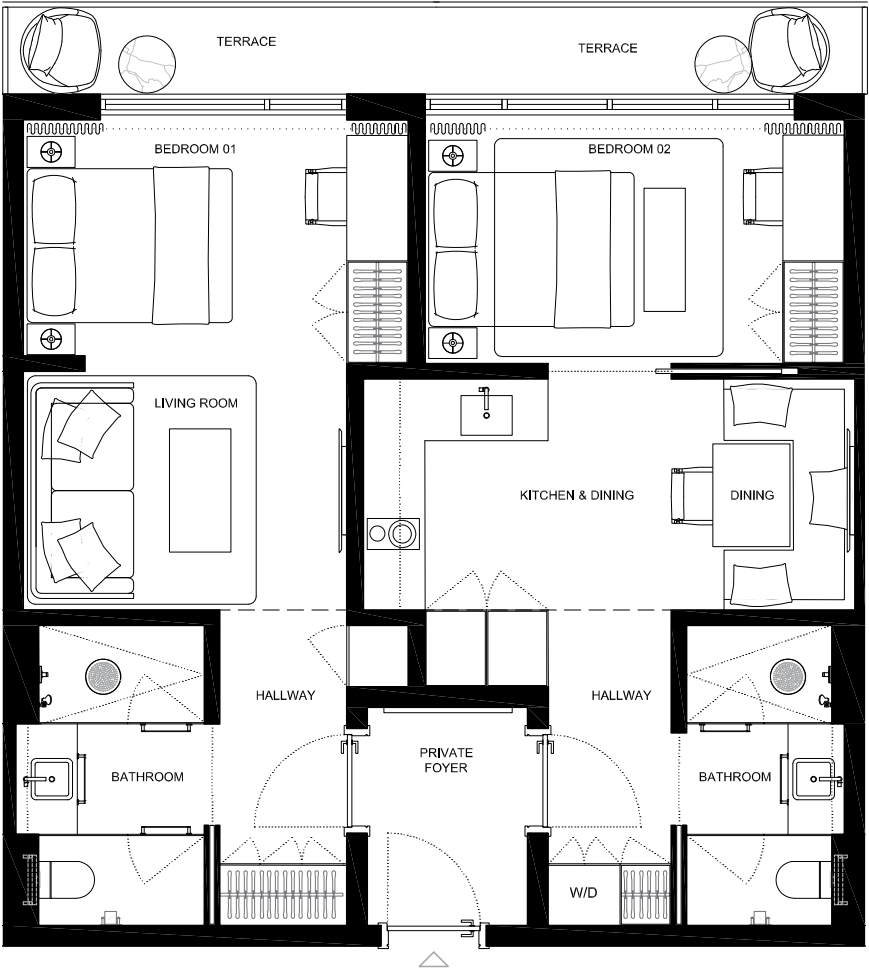
These drawings are conceptual only and are for the convenience of reference. They should not be relied upon as representations, express or implied, of the final detail of the residences. Units shown are examples of unit types and may not depict actual units. Stated square footages are ranges for a particular unit type and are measured to the exterior boundaries of the exterior walls and the centerline of interior demising walls and in fact vary from the area that would be determined by using the description and definition of the unit set forth in the declaration (which generally only includes the interior airspace between the perimeter walls and excludes interior structural components). Note that measurements of rooms set forth on this floorplan are generally taken at the greatest points of each given room (as if the room were a perfect rectangle), without regards for any cutouts. Accordingly, the area of the actual room will typically be smaller than the product obtained by multiplying the stated length times width. All dimensions are approximate and may vary with actual construction, and all floor plans and development plans are subject to change.



UNIT 13

2 BED + 2 BATH

INTERIOR	774sqft/72m2
EXTERIOR	84sqft/7,7m2
TOTAL	854sqft/79,7m2



01	03	05	07	09	11	13	15	17
02		04	06	08	10	12	14	16

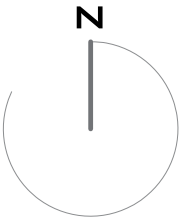
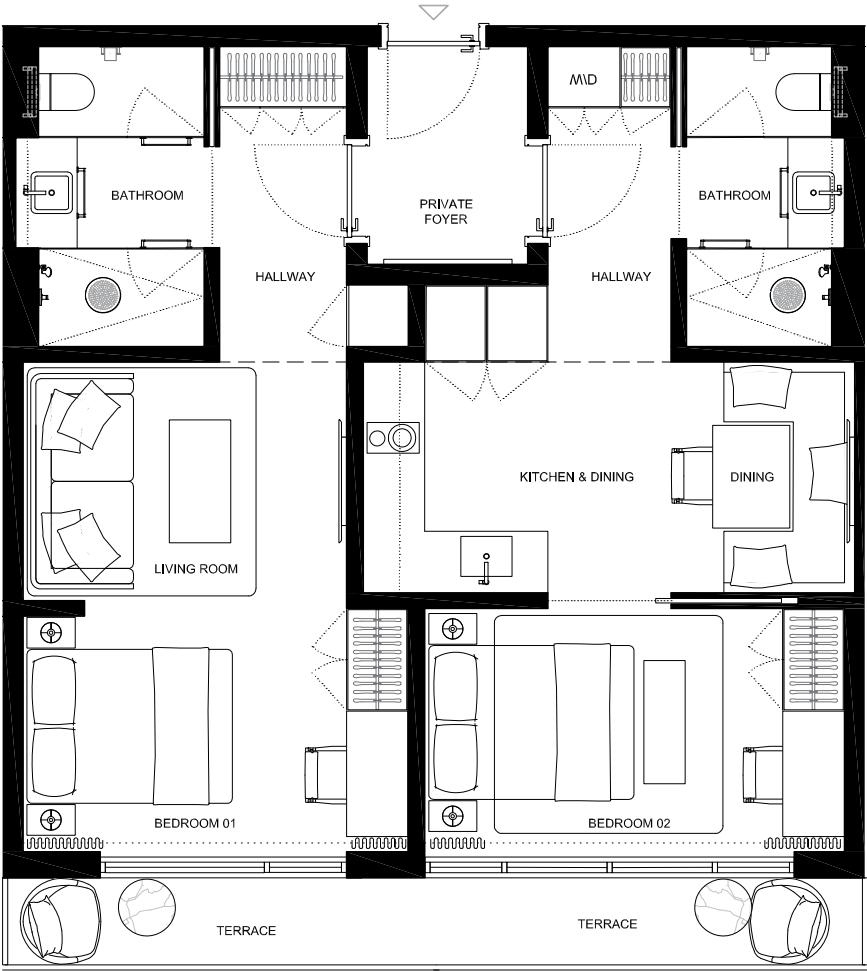
These drawings are conceptual only and are for the convenience of reference. They should not be relied upon as representations, express or implied, of the final detail of the residences. Units shown are examples of unit types and may not depict actual units. Stated square footages are ranges for a particular unit type and are measured to the exterior boundaries of the exterior walls and the centerline of interior demising walls and in fact vary from the area that would be determined by using the description and definition of the unit set forth in the declaration (which generally only includes the interior airspace between the perimeter walls and excludes interior structural components). Note that measurements of rooms set forth on this floorplan are generally taken at the greatest points of each given room (as if the room were a perfect rectangle), without regards for any cutouts. Accordingly, the area of the actual room will typically be smaller than the product obtained by multiplying the stated length times width. All dimensions are approximate and may vary with actual construction, and all floor plans and development plans are subject to change.



UNIT 14

2 BED + 2 BATH

INTERIOR	774sqft/72m2
EXTERIOR	84sqft/7,7m2
TOTAL	854sqft/79,7m2



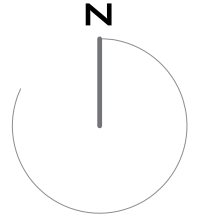
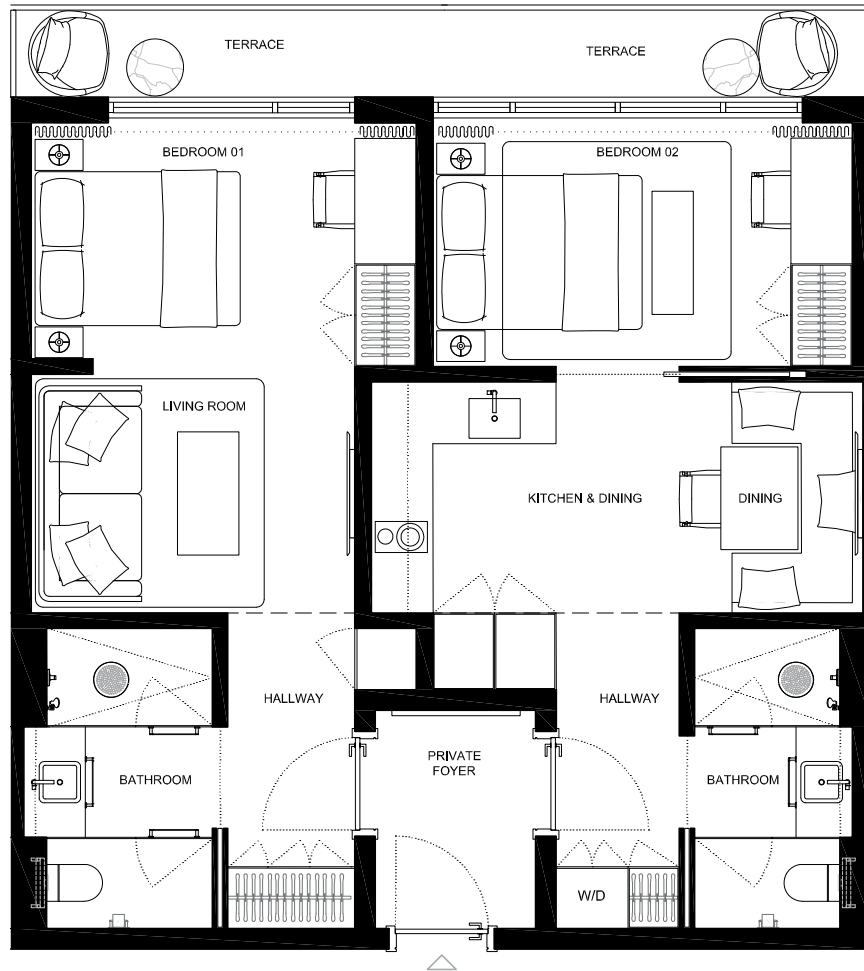
01	03	05	07	09	11	13	15	17
02	04	06		08	10	12	14	16

These drawings are conceptual only and are for the convenience of reference. They should not be relied upon as representations, express or implied, of the final detail of the residences. Units shown are examples of unit types and may not depict actual units. Stated square footages are ranges for a particular unit type and are measured to the exterior boundaries of the exterior walls and the centerline of interior demising walls and in fact vary from the area that would be determined by using the description and definition of the unit set forth in the declaration (which generally only includes the interior airspace between the perimeter walls and excludes interior structural components). Note that measurements of rooms set forth on this floorplan are generally taken at the greatest points of each given room (as if the room were a perfect rectangle), without regards for any cutouts. Accordingly, the area of the actual room will typically be smaller than the product obtained by multiplying the stated length times width. All dimensions are approximate and may vary with actual construction, and all floor plans and development plans are subject to change.

UNIT 15

2 BED + 2 BATH

INTERIOR 774sqft/72m²
 EXTERIOR 84sqft/7,7m²
 TOTAL 854sqft/79,7m²



01	03	05	07	09	11	13	15	17
	02	04	06	08	10	12	14	16

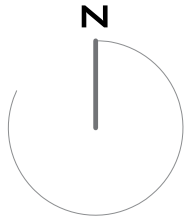
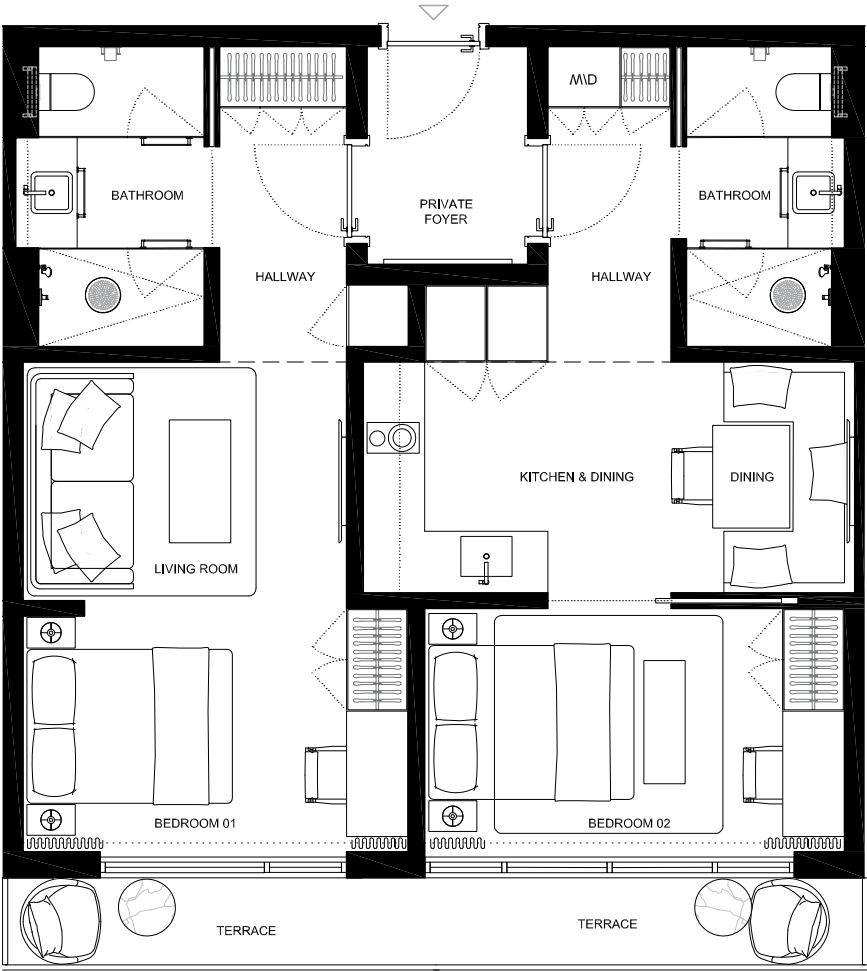
These drawings are conceptual only and are for the convenience of reference. They should not be relied upon as representations, express or implied, of the final detail of the residences. Units shown are examples of unit types and may not depict actual units. Stated square footages are ranges for a particular unit type and are measured to the exterior boundaries of the exterior walls and the centerline of interior demising walls and in fact vary from the area that would be determined by using the description and definition of the unit set forth in the declaration (which generally only includes the interior airspace between the perimeter walls and excludes interior structural components). Note that measurements of rooms set forth on this floorplan are generally taken at the greatest points of each given room (as if the room were a perfect rectangle), without regards for any cutouts. Accordingly, the area of the actual room will typically be smaller than the product obtained by multiplying the stated length times width. All dimensions are approximate and may vary with actual construction, and all floor plans and development plans are subject to change.



UNIT 16

2 BED + 2 BATH

INTERIOR	774sqft/72m2
EXTERIOR	84sqft/7,7m2
TOTAL	854sqft/79,7m2



01	03	05	07	09	11	13	15	17
	02	04	06	08	10	12	14	16

These drawings are conceptual only and are for the convenience of reference. They should not be relied upon as representations, express or implied, of the final detail of the residences. Units shown are examples of unit types and may not depict actual units. Stated square footages are ranges for a particular unit type and are measured to the exterior boundaries of the exterior walls and the centerline of interior demising walls and in fact vary from the area that would be determined by using the description and definition of the unit set forth in the declaration (which generally only includes the interior airspace between the perimeter walls and excludes interior structural components). Note that measurements of rooms set forth on this floorplan are generally taken at the greatest points of each given room (as if the room were a perfect rectangle), without regards for any cutouts. Accordingly, the area of the actual room will typically be smaller than the product obtained by multiplying the stated length times width. All dimensions are approximate and may vary with actual construction, and all floor plans and development plans are subject to change.



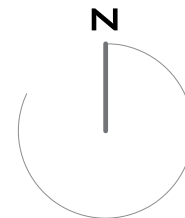
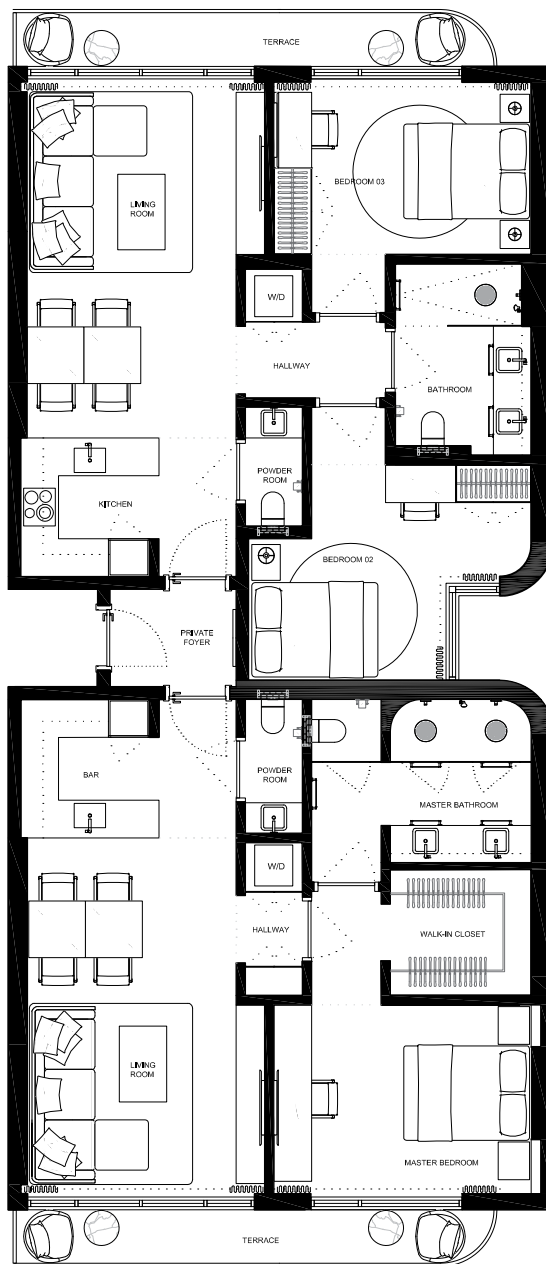
UNIT 17

**3 BED+2 BATH+
2 1/2 BATH**

INTERIOR 1676sqft/155,7m2

EXTERIOR 150sqft/13,9m2

TOTAL 1826sqft/169,6m2



01	03	05	07	09	11	13	15	17
	02	04	06	08	10	12	14	16

These drawings are conceptual only and are for the convenience of reference. They should not be relied upon as representations, express or implied, of the final detail of the residences. Units shown are examples of unit types and may not depict actual units. Stated square footages are ranges for a particular unit type and are measured to the exterior boundaries of the exterior walls and the centerline of interior demising walls and in fact vary from the area that would be determined by using the description and definition of the unit set forth in the declaration (which generally only includes the interior airspace between the perimeter walls and excludes interior structural components). Note that measurements of rooms set forth on this floorplan are generally taken at the greatest points of each given room (as if the room were a perfect rectangle), without regards for any cutouts. Accordingly, the area of the actual room will typically be smaller than the product obtained by multiplying the stated length times width. All dimensions are approximate and may vary with actual construction, and all floor plans and development plans are subject to change.

